

# **Cumberland Fire District**

**Cynthia Ouellette, District 3**  
*Chair*

**Robert Archambault, District 1**  
*Commissioner*  
**Dana Jones, District 4**  
*Commissioner*  
**Paul Santoro, At Large**  
*Commissioner*

**Timothy Hogan, District 2**  
*Vice Chairman*  
**Vincent Picone, District 5**  
*Commissioner*  
**James Scullin, At Large**  
*Commissioner*

## **Agenda**

### **Regular Meeting of the Cumberland Fire District**

**Thursday, September 27, 2018 @ 7:00 pm**

**Cumberland Town Hall, Everett "Moe" Bonner Jr. Town Council Chambers**  
**45 Broad St, Cumberland, RI**

1. CALL TO ORDER AND ROLL CALL
2. MOMENT OF SILENCE AND PLEDGE OF ALLEGIANCE
3. GENERAL ANNOUNCEMENTS
4. CONSENT AGENDA
  - a. Approval of Minutes from 08.28.2018 Meeting
  - b. Approval of Minutes from 09.06.2018 Special Meeting
5. COMMUNICATIONS
  - A. Discussion of Rhode Island State Firefighters Memorial
6. OLD BUSINESS
7. NEW BUSINESS
  - A. Chief's Report
    - a. August 2018
  - B. Finance Report
    - a. July 2018 – Revised
    - b. August 2018
  - C. FC-R-2018-25 – Authorizing the Finance Director to abate and/or adjust \$868.58 for the months of June, July and August 2018.

- D. FC-R-2018-26 – Authorizing the Business Manager to pay C&S Specialty Repair to pay an amount not to exceed \$3,446.23
- E. FC-R-2018-27 – Authorizing the Fire Chief to manage the LED Lighting Energy Efficiency Project for all Stations with RISE Engineering and National Grid

#### 8. PUBLIC INPUT

#### 9. ADJOURNMENT

This meeting location is accessible to the handicapped. Individuals requiring interpreter services for the hearing impaired or need additional information should notify Headquarters at (401) 658-0544 no less than 48 hours before the meeting.

Posted:

SOS Web Site  
Cumberland Town Hall (45 Broad Street)  
Cumberland Fire Department HQ  
(3502 Mendon Road)  
Posted a minimum of 48 hours prior to meeting

1  
2  
3  
4  
5  
6  
7  
8  
9  
10  
11  
12  
13  
14

**PROPOSED MINUTES  
OF THE MEETING OF THE  
CUMBERLAND FIRE DISTRICT**

**August 28, 2018**

**7:00 PM**

**CUMBERLAND TOWN HALL  
EVERETT "MOE" BONNER, JR.  
TOWN COUNCIL CHAMBERS  
45 BROAD STREET  
CUMBERLAND, RI 02864**

15  
16  
17  
18  
19  
20  
21  
22  
23  
24

**1. CALL TO ORDER AND ROLL CALL**

The meeting was called to order at 7:00 p.m. by Chairperson Ouellette.

Present were Commissioners Archambault, Jones, Santoro, Hogan, Picone, Scullin, and Chairperson Ouellette.

Also present were Solicitor Morris, Chief Finlay and Finance Director Diane Karolyshyn.

25  
26

**2. MOMENT OF SILENCE AND PLEDGE OF ALLEGIANCE**

27  
28

**3. EXECUTIVE SESSION – VOTE TO GO INTO EXECUTIVE SESSION TO DISCUSS ITEMS OF BUSINESS CITED IN R.I.G.L. §42-46-5 (a) (1).**

29  
30

**A. Discussion of personnel matters, specifically job performance, R.I.G.L. § 45-46-5 (a)(9).**

31  
32  
33  
34

**B. Discussion of personnel matters, specifically job performance, R.I.G.L. § 45-46 (a) (1). The person to be discussed has been notified in advance of the meeting.**

35  
36  
37

Motion to go into Executive Session is made by Commissioner Hogan; seconded by Commissioner Santoro. Vote was taken; passes 7-0.

38 Motion to seal the Minutes of the Executive Session is made by  
39 Commissioner Santoro; seconded by Commissioner Hogan. Vote was  
40 taken; passes 6-0, as Commissioner Scullin left the Meeting.  
41

#### 42 **4. GENERAL ANNOUNCEMENTS**

43 Chairperson Ouellette states that the Commissioners would find a copy of  
44 the Collective Bargaining Agreement in their packet and asked that they  
45 review the same. Discussion ensues regarding when the new Fire  
46 District Commissioners would be sworn in. Chairperson Ouellette states  
47 that October would be the final meeting for the current Fire District Board  
48 members.

49 Chief Finlay states that they were successful with a SAFER Grant to  
50 possibly fund two fire fighter positions for a three-year period. The Chief  
51 asked if he and the Commissioners would be able to meet next week, as  
52 he has a limited amount of time to respond to the proposal.

53 Chairperson Ouellette commended firefighter Aaron Babikian who was the  
54 first responder to a recent tragic motorcycle accident. Chairperson  
55 Ouellette also commended firefighter Gary Grenier who assisted some  
56 older adults when he was not on duty last spring.

57 Commissioner Jones mentioned the Touch-a-Truck event that occurred  
58 over the weekend and stated how successful it was and commended the  
59 firefighters for their efforts.  
60

#### 61 **5. CONSENT AGENDA**

- 62 A. Approval of Minutes from the July 24, 2018 Regular Meeting.  
63 Motion to accept was made by Commissioner Archambault;  
64 seconded by Commissioner Santoro. No discussion. Vote was  
65 taken. Approval of Minutes from the July 24, 2018 Regular  
66 Meeting passes 6-0.  
67

#### 68 **6. OLD BUSINESS**

69  
70 There was no old business.  
71

#### 72 **7. NEW BUSINESS**

- 73  
74 A. Chief's Report of July 2018 is read by Chief Finlay. Chief Finlay  
75 stated that he has had weekly meetings with FEMA and local  
76 agencies regarding the Valley Falls rail yard event scheduled for  
77 October 3, 2018. The Chief mentioned the Diamond Hill Road

78 construction and how it effects Fire Department response times.  
79 Commissioner Santoro asks the Chief some questions regarding  
80 the Safer Grant. Commissioner Santoro asks to set a date for the  
81 meeting; Chairperson Ouellette suggests Thursday, September 6<sup>th</sup>  
82 at 7:00 PM. Commissioner Santoro asks the Chief a question  
83 regarding reimbursements for extractions from vehicles. The Chief  
84 responded that the reimbursements come in very slowly.

85 No Motion was made to accept the Chief's Report.

86 B. Finance Report of June 2018 was read by Finance Director Diane  
87 Karolyshyn. Motion to accept the June 2018 Finance Report was  
88 made by Commissioner Archambault; seconded by Commissioner  
89 Jones. Vote was taken. Acceptance of the June 2018 Finance  
90 Report passes 6-0.

91 C. Finance Report of July 2018 was read by Finance Director Diane  
92 Karolyshyn. Commissioner Santoro asks a question regarding  
93 total current assets. Finance Director Karolyshyn responds that the  
94 receivables decreased, and the cash balance increased. She also  
95 stated that a comparison of the line items of the June and July  
96 balance sheets would show the increases and decreases.

97 Commissioner Jones makes a statement regarding the Executive  
98 Session and states that the Tax Office is working very well and  
99 thanks Patrick Baranski, the Tax Office Supervisor.

100 Motion to accept the July 2018 Finance Report is made by  
101 Commissioner Archambault; seconded by Commissioner Jones.  
102 Vote was taken. Acceptance of the July 2018 Finance Report  
103 passes 6-0.

104 D. Resolution FC-R-2018-23 Increasing the salary of Finance Director  
105 Diane Karolyshyn to \$32,000.00 annually. Motion to accept  
106 Resolution FC-R-2018-23 is made by Commissioner Archambault;  
107 seconded by Commissioner Santoro. No discussion. Vote was  
108 taken. Approval of Resolution FC-R-2018-23 passes 5-1 with  
109 Commissioner Hogan voting nay.

110 E. Resolution FC-R-2018-24 Authorizing the Business Manager to pay  
111 Ralco Equipment Company, Inc., an amount not to exceed  
112 \$4,115.81 is read by Chairperson Ouellette. Commissioner  
113 Santoro makes a Motion to amend line 7 to read Ralco Equipment  
114 Co., Inc. has made repairs to Ladder 1; seconded by Commissioner  
115 Jones. No discussion. Vote was taken. Approval of amending  
116 Resolution FC-R-2018-24 passes 6-0. Motion to approve Amended  
117 Resolution FC-R-2018-24 is made by Commissioner Santoro;

118                   seconded by Commissioner Picone. No discussion. Vote was  
119                   taken. Approval of Amended Resolution FC-R-2018-24 passes 6-  
120                   0. Commissioner Santoro again thanks Ralco for discounting their  
121                   labor.  
122

123                   **8. PUBLIC INPUT**

124                   No public input.  
125

126                   **9. ADJOURNMENT**

127  
128                   Motion to adjourn is made by Commissioner Santoro; seconded by  
129                   Commissioner Archambault. Vote was taken. Motion to adjourn passes  
130                   6-0.  
131  
132

1                                   **PROPOSED MINUTES**  
2                                   **OF THE SPECIAL MEETING OF THE**  
3                                   **CUMBERLAND FIRE DISTRICT**

4  
5                                   **September 6, 2018**

6  
7                                   **7:00 PM**

8  
9                                   **CUMBERLAND TOWN HALL**  
10                                  **EVERETT "MOE" BONNER, JR.**  
11                                  **TOWN COUNCIL CHAMBERS**  
12                                  **45 BROAD STREET**  
13                                  **CUMBERLAND, RI 02864**  
14

15                   **1. CALL TO ORDER AND ROLL CALL**

16  
17                   The meeting was called to order at 7:00 p.m. by Chairperson Ouellette.

18  
19                   Present were Commissioners Archambault, Santoro, Jones, Picone,  
20                   Scullin, and Chairperson Ouellette.

21  
22                   Also present were Solicitor Morris and Chief Finlay.  
23

24                   **2. MOMENT OF SILENCE AND PLEDGE OF ALLEGIANCE**

25                   Chairperson Ouellette mentions the passing of Firefighter, Chris Borges.  
26                   Chief Finlay gives more details regarding the arrangements for the wake  
27                   and funeral ceremony.  
28

29                   **3. GENERAL ANNOUNCEMENTS**

30  
31                   **4. NEW BUSINESS**

32                   A. Safer Grant discussion and possible votes. Chairperson Ouellette  
33                   asks Chief Finlay to explain the terms and conditions of the Safer  
34                   Grant. Chief Finlay states that the Safer Grant is for the purposes of  
35                   hiring 2 personnel who would be "floaters", not assigned to any  
36                   particular shift, but to fill in for long term absences. The Grant is for a  
37                   3-year period in which the 2 floaters can be used to offset overtime.  
38                   At the end of the Grant the personnel can be retained, used to fill

vacancies, or they can be laid off. During the 3-year period of the Grant, the Fire District must maintain 52 personnel and the 2 Safer Grant personnel for a total of 54 personnel. Chief Finlay then reviews the breakdown from the budget that the Business Manager uses weekly for employees' expenses. The Chief gives an overview of the cost per year for each potential personnel for the 3-year period. Chief Finlay then explains that the additional money needed for the 2 personnel would most likely come from the savings in the overtime budget.

Discussion ensues regarding the potential Grant personnel. Commissioner Scullin asks the Chief if any agreement with the Union is needed before implementing the Grant. The Chief states that first year probationary personnel are not covered by the Union; and the Fire District would have 1 year to negotiate with the Union.

Solicitor Morris asks the Chief if there is an "escape clause". The Chief responds that it is his belief that the Fire District would have to pay back all the federal grant money received up to that point.

Commissioner Picone asks the Chief if training costs and/or equipment costs taken into consideration. The Chief responds that training costs of \$5,000.00, or, \$2,500.00 per employee, were not factored into any of the sheets given to the Commissioners.

Commissioner Scullin asks if during the 3-year period an opening becomes available, and if one of the Safer Grant personnel accepts that position, if an additional person could be added. The Chief responds that the Grant personnel are not guaranteed a full-time job. Commissioner Picone asks the Chief what would happen if one of the Grant personnel accepts a full-time position with another fire company, and whether that person would be replaced under the Grant. The Chief responds that he does not have that answer and he will get the answer.

Commissioner Santoro asks the Chief what the next step going forward would be if the Board votes in favor of the Safer Grant. The Chief answers that he is working with different communities to determine if they would do one general aptitude test for potential employees. Discussion ensues regarding the hiring practice for potential employees.

Chairperson Ouellette asks the Commissioners for any pros and cons for accepting the Safer Grant. Chairperson Ouellette responds that they would see a potential savings of \$65,000.00 per year. The Chief responds that the potential savings for the 3-year period would be \$205,672.00, which would be directly related to the offset of overtime. Chairperson Ouellette mentions that the consistency of employees on apparatus is a pro.

Commissioner Scullin states that it is a con on the budget side.

Commissioner Scullin asks what the response time is for the Grant; the Chief responds September 23<sup>rd</sup>. Commissioner Scullin asks about



the liability involved; the Chief responds that during the first year they are in a probationary period. Discussion ensues regarding the Grant and the CBA for the firefighters.  
Commissioner Santoro makes a Motion to accept the Safer Grant as proposed by Chief Finlay; seconded by Commissioner Jones.  
Commissioner Scullin states that there are unanswered questions that could have a negative financial impact on the Fire District.  
Commissioner Picone states that there is a risk, but that he believes it is a known risk. Further discussion ensues.  
Roll Call vote was taken:

Commissioner Jones – yes  
Commissioner Santoro – yes  
Commissioner Archambault – yes  
Commissioner Picone – yes  
Commissioner Scullin – nay  
Chairperson Ouellette – yes

Motion to accept the Safer Grant passes 5 -1.

## **5. PUBLIC INPUT**

Mike Stetkiewicz of 4 Abbott Run Valley Road states that there is a possibility that the taxpayers would be paying for the 2 Safer Grant personnel. The Chief responds that it is a very remote possibility.

## **6. ADJOURNMENT**

Motion to adjourn is made by Commissioner Scullin; seconded by Commissioner Santoro. Vote was taken. Motion to adjourn passes 6-0.

***The Rhode Island Association of Fire Chiefs  
and  
The RIAFC Foundation***

*Cordially invites you to attend the  
Ground Breaking Ceremony  
for the  
Rhode Island State Firefighters Memorial*



*Thursday, September 27, 2018  
2:00 p.m.*


*Rhode Island Fire Training Academy  
4 Green Lane  
Exeter, Rhode Island*

**Kindly RSVP to:**  
**Chief Richard A. Susi (401) 692-0795**  
**Via email: [rifirechiefs@gmail.com](mailto:rifirechiefs@gmail.com)**



# RHODE ISLAND STATE FIREFIGHTERS MEMORIAL FUND

Help Memorialize Our Brothers & Sisters  
Support A Legacy



## Rhode Island State Firefighters Memorial

### The Project

The Rhode Island State Firefighter Memorial is a project near and dear to the Rhode Island Association of Fire Chiefs and our charitable arm, the RIAFC Foundation. We have long thought that Rhode Island should have a statewide memorial dedicated

to all firefighters in our state. Having always thought that this memorial should be located at the RI Fire Training Academy, we decided to take on the project and approach the State of Rhode Island to gain approval for the location

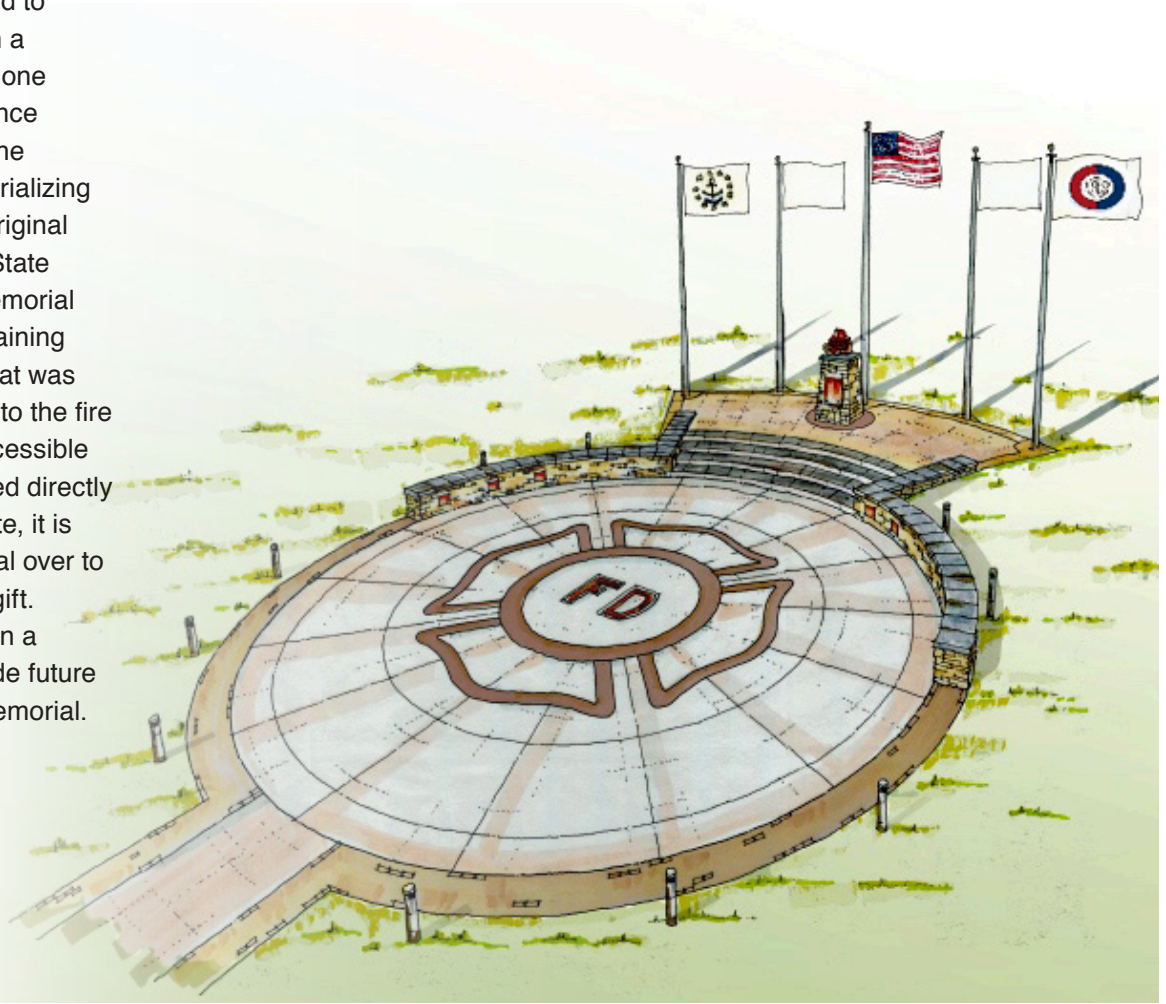




# Rhode Island State Firefighters Memorial

## The Plan

Our two organizations committed to a plan to create this memorial in a welcoming location. It would be one where reflection and remembrance could easily be found; while at the same time, honoring and memorializing the RI fire service. True to the original plan, we have worked with the State of Rhode Island to place the memorial on the grounds of the RI Fire Training Academy. The prime location that was approved, at the main entrance to the fire academy, will be completely accessible to the public, with parking located directly across the street. Once complete, it is our intention to turn the memorial over to the State of Rhode Island as a gift. We intend to create and maintain a source of funding that will provide future care and maintenance of the memorial.



## Rhode Island State Firefighters Memorial

### The Process

We contracted with the firm of Robinson Green Beretta Corporation to design the memorial. We have also worked with them to manage the process of creating construction documents, and working with contractors that will ultimately build the memorial. A design concept was approved and renderings, along with construction documents were created. A groundbreaking in September 2018 begins the process to actually build the memorial with an expected completion by mid 2019.





## Rhode Island State Firefighters Memorial

### *The Philanthropy*

Philanthropy, donations, in-kind donations and fundraising are all extremely important parts of the building of this memorial. Our two organizations have committed a minimum of \$25,000 as seed money. This has allowed us to hire RGB so that we could move this project forward.

In an incredible show of support to the RI fire service, The 100 Club of RI has committed \$50,000 to the project. The President of the 100 Club, James Grundy who owns Montgomery Engineering, has donated his services as an in-kind donation of between \$7,000 and \$10,000 to excavate and prepare the worksite for footings that will be poured before winter, 2018. Thanks to the motion made by Chief Fred Stanley, Ret., The RI Southern Firefighters League has also donated \$5,000. As a challenge to other fire chiefs in the state, Chief Scott Kettelle of the North Kingstown Fire Department has donated \$500. These philanthropic gestures are only the beginning as we work toward achieving our ultimate goal, to pay for and maintain this memorial.



## Rhode Island State Firefighters Memorial


### *The Power/Your Part*

Here is where you come in. There are precious few opportunities to sponsor major elements of this memorial. These will be cast in bronze on the memorial itself, or bronze plaques to be mounted on one of the bluestone capped seating walls on either side of the memorial.

We have also authorized the sale of memorial pavers that will be placed in the main pathway to the plaza seating walls. These pavers will be offered in three sizes,

- \$150 (4" x 8")**
- \$300 (8" x 8")**
- \$500 (12" x 12")**

Our hope is to see most, if not all of the fire departments, firefighter unions & fire service organizations in RI represented on these prominent elements of the memorial.






NO. 0001

Name \_\_\_\_\_  
Address \_\_\_\_\_  
Phone \_\_\_\_\_

### Rhode Island Firefighters Memorial Fundraiser

1st Prize \$500.00 Gift Card  
2nd Prize \$500.00 Cash  
*Ballards on Block Island*

Drawing to be held on 03/2019  
at The RIAFC Fire Up event at Twin River  
Donation \$20.00 each



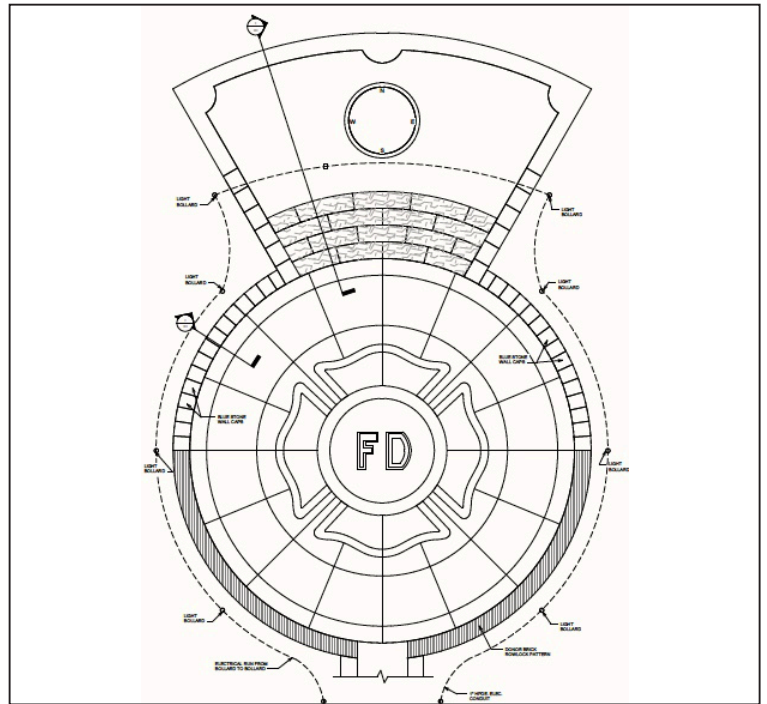
NO. 0001

The Rhode Island Firefighters Memorial Fundraiser raffle will solely benefit this effort. Donations are encouraged at \$20 per ticket and can be acquired by going to [rifierechiefs.com](http://rifierechiefs.com), or calling 401-692-0795.

In an effort to be able reach anyone who would like to donate to this firefighter memorial, we have also set up a Gofundme webpage. <https://www.gofundme.com/riafe-federal-ein>

**The RIAFC Foundation is a 501C(3) public charity.**


**All contributions and donations are completely tax deductible.**



## Rhode Island State Firefighters Memorial – *The Payoff*

The payoff for this effort will be something that firefighters, and the RI fire service, have long deserved. This solemn memorial will be a wonderful place that will be open to the entire State of Rhode Island, where anyone who has an interest in honoring

or memorializing firefighters, or groups associated with the fire service, can meet, pray and carry on the long standing traditions of our humble calling.



For information on how you, your department, your organization or your business can be a part of this project contact

**Chief Richard A. Susi, Ret.**  
**Executive Director**  
**RI Association of Fire Chiefs**  
[rifierechiefs@gmail.com](mailto:rifierechiefs@gmail.com)

**401-692-0795**

[www.rifierechiefs.com](http://www.rifierechiefs.com)

**GoFundMe: [www.gofundme.com/riafe-federal-ein](https://www.gofundme.com/riafe-federal-ein)**



Kenneth A. Finlay

Chief of Department

kfinlay@cumberlandfire.org

# CUMBERLAND FIRE DISTRICT

## Headquarters Station Four

3502 Mendon Road • Cumberland, RI 02864

Phone: 401-658-0544 Fax: 401-658-2198

[www.cumberlandfire.org](http://www.cumberlandfire.org)

### CHIEFS REPORT FOR AUGUST 2018

Board of Commissioners

Cumberland Fire District

September 21, 2018

Board Members:

Attached are the monthly reports of activity for the month of AUGUST 2018. The run report shows 370 response calls for the month and are broken down by category.

The Month of August continued to host many events in Town, at various Town Properties and private venues. These each had to be inspected, including Cumberlandfest, which had the worst weather for the event. The Fire Fighters Touch a Truck was a very good success and very well attended.

One of the events, in coordination with FEMA Region 1, RIEMA, local agencies is the Valley Falls Rail yard exercise. I have been attending weekly meetings for the planning of the October 3 event, along with members of all divisions in the Town. I want this event to be a model for others to follow in their planning schedules. The event is moving forward, the VIP tour, which you can participate in will originate at the Police Station at 1800 hours.

The Chairwoman and I have met with the Town representatives on the moving or upgrading of the fire alarm box receiving console in the new dispatch center. We were asked for some specifics on a different vendor, which we are obtaining. This would require all the businesses to purchase new radio boxes which doesn't seem financially prudent at this time. Mr. Stansfield, the Chief of Staff, has been integral in moving this forward.

The construction on Diamond Hill Road has put alternative routes of response into the travel plans of response for some areas. This will be dealt with for duration of the project.

My office was notified that the Cumberland Fire District was successful in obtaining a SAFER grant for two members. This board did endorse the proposal, and we are moving through the paperwork to get the funding in place.


On October 9, the Cumberland Fire Department will be offering Flu, pneumonia, and shingle inoculations at Station 2, commencing at 1600 hours. There will be a sign-up sheet at the meeting. The shot is available to commissioners, spouses, and children over 19, and is being administered through Rite Aid/Walgreens Pharmacy.

You have a resolution for C & S Specialty. The work was done sufficiently, and I endorse payment.

You have a resolution from RISE for upgrades to station lighting to cost efficient LED technology, and I endorse this proposal. Deputy McCabe has done due diligence to enable the best proposal for the district.

I want to publicly acknowledge Saylesville, Albion, Lime Rock, North Attleboro, Central Falls, North Providence, Bellingham, Woonsocket, Chiefs Andrews and Walsh, and all members, commissioners, and dignitaries who participated in the wake and funeral for active FF Christopher Borges. Your thoughts and actions were very appreciated.

Sincerely,

A handwritten signature in dark ink, appearing to read "Kenneth A. Finlay". The signature is fluid and cursive, with the first name "Kenneth" being more prominent and the last name "Finlay" written in a more compact, stylized manner.

Chief Kenneth A. Finlay  
Cumberland Fire Department



# Cumberland Fire Dept.

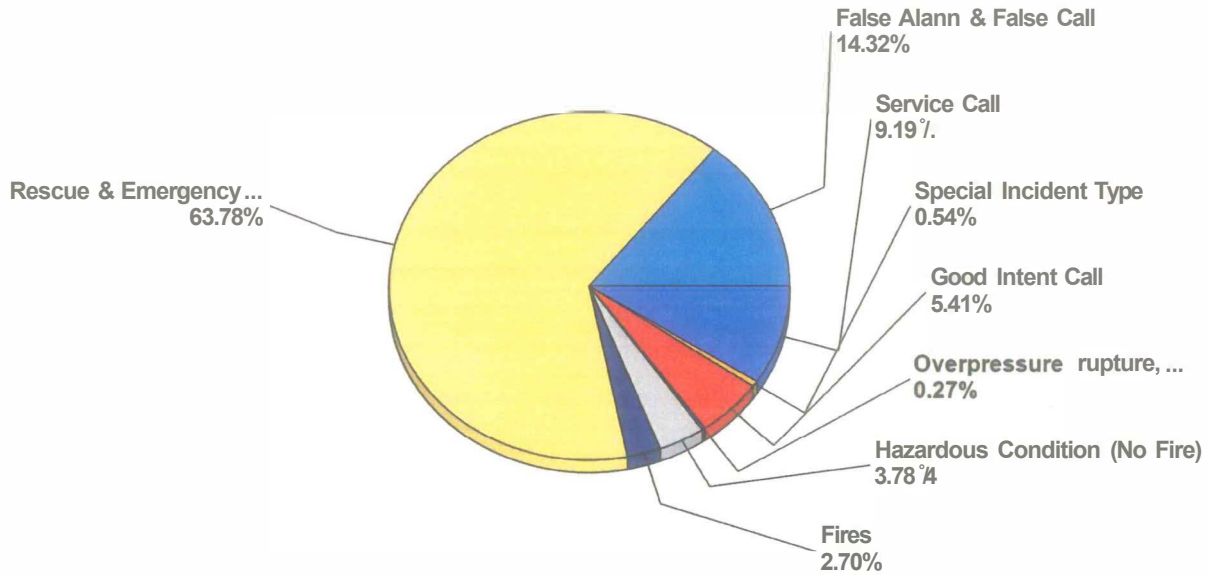
Cumberland, RI

This report was generated on 9/21/2018 8:43:42 AM



## Breakdown by Major Incident Types for Date Range

Zone(s): All Zones | Start Date: 08/01/2018 | End Date: 08/31/2018



MAJOR INCIDENT TYPE	#INCIDENTS	% of TOTAL
Fires	10	2.70%
Overpressure rupture, explosion, overheating - no fire	1	0.27%
Rescue & Emergency Medical Service	236	63.78%
Hazardous Condition (No Fire)	14	3.78%
Service Call	34	9.19%
Good Intent Call	20	5.41%
False Alarm & False Call	53	14.32%
Special Incident Type	2	0.54%
<b>TOTAL</b>	<b>370</b>	<b>100.00%</b>

Only REVIEWED incidents included. Summary results for a major incident type are not displayed if the count is zero.

### Detailed Breakdown by Incident Type

INCIDENT TYPE	# INCIDENTS	% of TOTAL
111 - Building fire	2	0.54%
113 - Cooking fire, confined to container	3	0.81%
131 - Passenger vehicle fire	2	0.54%
140 - Natural vegetation fire, other	1	0.27%
142 - Brush or brush-and-grass mixture fire	1	0.27%
151 - Outside rubbish, trash or waste fire	1	0.27%
251 - Excessive heat, scorch burns with no ignition	1	0.27%
321 - EMS call, excluding vehicle accident with injury	222	60.00%
322 - Motor vehicle accident with injuries	10	2.70%
323 - Motor vehicle/pedestrian accident (MV Ped)	2	0.54%
324 - Motor vehicle accident with no injuries.	2	0.54%
411 - Gasoline or other flammable liquid spill	2	0.54%
412 - Gas leak (natural gas or LPG)	1	0.27%
420 - Toxic condition, other	1	0.27%
424 - Carbon monoxide incident	2	0.54%
440 - Electrical wiring/equipment problem, other	3	0.81%
441 - Heat from short circuit (wiring), defective/worn	1	0.27%
443 - Breakdown of light ballast	1	0.27%
444 - Power line down	3	0.81%
500 - Service Call, other	3	0.81%
510 - Person in distress, other	1	0.27%
511 - Lock-out	1	0.27%
520 - Water problem, other	3	0.81%
522 - Water or steam leak	1	0.27%
542 - Animal rescue	1	0.27%
550 - Public service assistance, other	3	0.81%
551 - Assist police or other governmental agency	5	1.35%
553 - Public service	7	1.89%
554 - Assist invalid	5	1.35%
561 - Unauthorized burning	4	1.08%
600 - Good intent call, other	1	0.27%
611 - Dispatched & cancelled en route	16	4.32%
622 - No incident found on arrival at dispatch address	3	0.81%
700 - False alarm or false call, other	1	0.27%
710 - Malicious, mischievous false call, other	1	0.27%
713 - Telephone, malicious false alarm	1	0.27%
730 - System malfunction, other	6	1.62%
733 - Smoke detector activation due to malfunction	14	3.78%
735 - Alarm system sounded due to malfunction	3	0.81%
736 - CO detector activation due to malfunction	2	0.54%
740 - Unintentional transmission of alarm, other	3	0.81%
742 - Extinguishing system activation	1	0.27%
743 - Smoke detector activation, no fire - unintentional	9	2.43%
744 - Detector activation, no fire - unintentional	3	0.81%
745 - Alarm system activation, no fire - unintentional	6	1.62%
746 - Carbon monoxide detector activation, no CO	3	0.81%
900 - Special type of incident, other	1	0.27%
911 - Citizen complaint	1	0.27%
<b>TOTAL INCIDENTS:</b>	<b>370</b>	<b>100.00%</b>

Only REVIEWED incidents included. Summary results for a major incident type are not displayed if the count is zero.



# *Cumberland Fire Department*

## Revised Financial Report

Period Ending: July 31, 2018

Presented: September 27, 2018

Diane Karolyshyn, Finance Director

**CUMBERLAND FIRE DISTRICT  
3502 MENDON RD  
CUMBERLAND RI 02864  
TAX COLLECTOR'S REPORT  
JULY 2018**

Month Ending July 2018	Beginning Balance 07/01/2018	New Receivables	Total Balance Due	Total Collected	Abatements and Adjustments	Refunds	Returned Checks	Payment Transfers	Total Payments, Adjustments and Transfers	Ending Balance 07/31/2018	% of Total Outstanding Collected
2017 & prior	\$ 206,752.86		\$ 206,752.86	\$ 66,266.77	\$ 30.50			\$ (0.13)	\$ 66,297.14	\$ 140,455.72	32.07%
			\$ -						\$ -	\$ -	
2018	\$ 5,883,427.46	\$ 800.76	\$ 5,884,228.22	\$ 2,401,367.44		\$ (3,211.73)	\$ (962.19)	\$ 0.13	\$ 2,397,193.65	\$ 3,487,034.57	40.74%
			\$ -						\$ -	\$ -	
Total	\$ 6,090,180.32	\$ 800.76	\$ 6,090,981.08	\$ 2,467,634.21	\$ 30.50			\$ -	\$ 2,467,664.71	\$ 3,623,316.37	40.51%

**Note that in June and July , 54% of total 2018 taxes due have been collected.**

**Cumberland Fire District**  
**Balance Sheet**  
**As of July 31, 2018**  
**Revised**

	<u>Jul 31, 18</u>
<b>ASSETS</b>	
<b>Current Assets</b>	
<b>Checking/Savings</b>	
1001 · Navigant GF Operating	265,511.21
1002 · FNB HRA Checking	4,088.66
1004 · FNB Fire Prevention	16,371.94
1005 · Navigant Savings MM	2,049,120.50
1007 · FNB Retiree HealthCare Fund	208,631.27
1008 · FNB Truck Fund	40.03
1009 · FNB FP Savings	55,027.25
1010 · Navigant Comm/Training	124,951.95
1011 · Navigant CD	106,695.52
1012 · Webster Bank	100,111.55
<b>Total Checking/Savings</b>	<u>2,930,549.88</u>
<b>Other Current Assets</b>	
1210 · Tax Receivable Prior Years	140,455.72
1216 · Tax Receivable 2018	3,487,034.57
1300 · Collection/Returned CK Fees	110.00
1305 · Tax Sale Fees	6,317.91
1310 · Radio Box Fees	7,043.00
1311 · FF Detail Receivable	2,171.40
1312 · Fire Prevention Fees	216.00
1313 · Misc Fire Prevention Receivable	171.00
1315 · Misc. Accounts Receivable	456.48
<b>Total Other Current Assets</b>	<u>3,643,976.08</u>
<b>Total Current Assets</b>	6,574,525.96
<b>Fixed Assets</b>	
1400 · Land	779,800.00
1500 · Buildings & Improvements	1,541,935.09
1505 · Vehicles & Equipment	3,163,276.76
1506 · Radio Equipment	76,354.12
1510 · Fire Prevention Equipment	551,383.84
1515 · Office Equipment	10,081.93
1520 · Furniture and Fixtures	17,022.90
1600 · Accumulated Depreciation	-4,467,717.00
<b>Total Fixed Assets</b>	1,672,137.64
<b>Other Assets</b>	
1050 · Petty Cash-Tax Collector	750.00
1055 · Petty Cash Fire Chief	500.00
<b>Total Other Assets</b>	<u>1,250.00</u>
<b>TOTAL ASSETS</b>	<u><u>8,247,913.60</u></u>
<b>LIABILITIES &amp; EQUITY</b>	
<b>Liabilities</b>	
<b>Current Liabilities</b>	
<b>Other Current Liabilities</b>	
2011 · Payroll Tax FED W/H	-34.54
2013 · Payroll Tax SDI WH	230.74
2026 · AFLAC	1,291.42
2028 · P & F Insurance Assoc.	244.63
2252 · Deferred Tax Revenue 2017-2018	124,167.42
2253 · Deferred Tax Revenue 2018-2019	7,080,495.58
2280 · Misc Other Deferred Revenue	145.00
2281 · Deferred Tax Sale Fee Income	-14,354.67
2285 · Deferred Radio Box Income	587.29
2286 · Deferred Radio Box Income 2019	5,743.00
2510 · Notes Payable - L-1 Truck Loan	82,187.56
2600 · Accrued Expenses	1,891.64
<b>Total Other Current Liabilities</b>	<u>7,282,595.07</u>
<b>Total Current Liabilities</b>	<u>7,282,595.07</u>
<b>Total Liabilities</b>	7,282,595.07
<b>Equity</b>	
3200 · Unrestricted Net Assets	-417,221.31
3300 · Fund Balance transfer from Old	1,722,932.47
<b>Net Income</b>	<u>-340,392.63</u>
<b>Total Equity</b>	<u>965,318.53</u>
<b>TOTAL LIABILITIES &amp; EQUITY</b>	<u><u>8,247,913.60</u></u>

# Cumberland Fire District

## Income & Expense Budget vs. Actual

July 2018

Revised

	TOTAL			
	Jul '18	Budget	\$ Over Budget	% of Budget
Ordinary Income/Expense				
Income				
4000.03 · Tax Revenue 2018	643,540.58	7,722,487.00	(7,078,946.42)	8.33%
4001 · Tax Revenue Prior Years	66,266.77	150,000.00	(83,733.23)	44.18%
4007 · NSF Fee Reimbursement Income	0.00	200.00	(200.00)	0.0%
4010 · Interest Income- Past Due Taxes	5,094.26	50,000.00	(44,905.74)	10.19%
4015 · Fire Prevention/Plan Review	3,613.00	50,000.00	(46,387.00)	7.23%
4050 · Interest Income General Fund	987.68	8,000.00	(7,012.32)	12.35%
4060 · Interest Income Truck Fund	0.00	50.00	(50.00)	0.0%
4065 · Interest Income Fire Prevention	10.49	50.00	(39.51)	20.98%
4070 · Interest Income-Retiremt Health	41.56	400.00	(358.44)	10.39%
4080 · Interest Income Navigant CD	112.07	1,000.00	(887.93)	11.21%
4103 · Grant Income	0.00	0.00	0.00	0.0%
4105 · Reimbursed Ins.-Former Employee	4,704.80	38,594.00	(33,889.20)	12.19%
4110 · Miscellaneous Other Income	111.55	5,000.00	(4,888.45)	2.23%
4110.1 · Revenue Rescue Income	0.00	12,000.00	(12,000.00)	0.0%
4110.2 · Insurance Reimbursement	0.00	0.00	0.00	0.0%
4110.3 · Detail Reimbursement	1,940.40	43,000.00	(41,059.60)	4.51%
4110.4 · IOD Ins. Reimbursement	11,890.67	150,000.00	(138,109.33)	7.93%
4110.6 · MLC Fees	2,525.00	25,000.00	(22,475.00)	10.1%
4110.7 · RB Battery Reimbursement	0.00	0.00	0.00	0.0%
4111 · Income Radio Box 2018	32,857.00	38,200.00	(5,343.00)	86.01%
4114 · Income Radio Box Prior Years	0.00	500.00	(500.00)	0.0%
4115 · Tax Sale Fee Income	1,574.00	30,000.00	(28,426.00)	5.25%
4115.01 · Tax Sale Fee Income Prior Years	0.00	0.00	0.00	0.0%
4200 · Sale of Assets	0.00	0.00	0.00	0.0%
4300 · Transfer from Surplus (Cap Exp)	0.00	0.00	0.00	0.0%
4400 · Appropriation from 1007 RH Fund	0.00	100,028.00	(100,028.00)	0.0%
Total Income	775,269.83	8,424,509.00	(7,649,239.17)	9.2%
Gross Profit	775,269.83	8,424,509.00	(7,649,239.17)	9.2%
Expense				
6100 · Vehicle Gas & Oil	3,519.04	40,000.00	(36,480.96)	8.8%
6101 · Vehicle Repair & Maintenance	11,506.43	85,000.00	(73,493.57)	13.54%
6110 · Equipment Purchase & Upgrading	94.68	20,000.00	(19,905.32)	0.47%
6110.01 · Turnout Gear	0.00	20,000.00	(20,000.00)	0.0%
6112 · Equipment Supplies & Repairs	67.83	7,000.00	(6,932.17)	0.97%
6113 · Equip Testing & Certification	2,900.00	7,000.00	(4,100.00)	41.43%
6120 · Radio Equip Upgrades & Maint	0.00	3,000.00	(3,000.00)	0.0%
6125 · First Aid Equip & Supplies	0.00	8,000.00	(8,000.00)	0.0%
6130 · Air Cascade Maintenance	0.00	2,500.00	(2,500.00)	0.0%
6140 · Communications Upgrades	0.00	0.00	0.00	0.0%
6145 · Shared Communications	891.34	7,000.00	(6,108.66)	12.73%
6150 · Fire Alarm Testing	0.00	1,500.00	(1,500.00)	0.0%
6200 · Electricity	3,027.56	36,000.00	(32,972.44)	8.41%
6201 · Gas & Hot Water	400.03	15,000.00	(14,599.97)	2.67%
6202.01 · Telephone	1,062.79	12,000.00	(10,937.21)	8.86%
6202.02 · Air Cards	480.12	5,500.00	(5,019.88)	8.73%
6210 · Sewer Assessment & Usage	226.36	4,000.00	(3,773.64)	5.66%
6211 · Water Usage Fees	58.89	4,000.00	(3,941.11)	1.47%
6215.01 · Hydrant Fees - Cumberland	224,070.00	225,070.00	(1,000.00)	99.56%
6215.02 · Hydrant Fees - Pawtucket	11,353.63	138,000.00	(126,646.37)	8.23%
6301 · Building Supplies & Maint.	1,904.52	25,000.00	(23,095.48)	7.62%
6305 · Furnishings	0.00	0.00	0.00	0.0%
6400.01 · Firefighters Salaries	214,614.03	2,920,500.00	(2,705,885.97)	7.35%
6400.02 · EMT Incentive	6,507.52	86,600.00	(80,092.48)	7.51%
6400.03 · OT Wages	83,688.02	1,055,014.00	(971,325.98)	7.93%
6400.08 · Holiday Stipend	14,008.55	168,490.00	(154,481.45)	8.31%
6400.09 · Longevity Pay	10,658.96	161,176.00	(150,517.04)	6.61%
6400.10 · Acting Officer Pay	248.05	2,000.00	(1,751.95)	12.4%
6400.11 · Detail Pay	1,512.00	15,000.00	(13,488.00)	10.08%
6400.12 · Other Salaries	0.00	2,000.00	(2,000.00)	0.0%
6400.13 · Injured on Duty Salaries	9,549.45	0.00	9,549.45	100.0%
6400.14 · Clothing Allowance	0.00	46,800.00	(46,800.00)	0.0%
6400.15 · Education Incentive	0.00	6,000.00	(6,000.00)	0.0%

# Cumberland Fire District

## Income & Expense Budget vs. Actual

July 2018

Revised

	TOTAL			
	Jul '18	Budget	\$ Over Budget	% of Budget
6401 · Payroll Tax Expense	24,505.56	342,229.00	(317,723.44)	7.16%
6402 · Pension Expense	61,334.22	802,638.00	(741,303.78)	7.64%
6410.01 · Healthcare Insurance	73,014.60	893,479.00	(820,464.40)	8.17%
6410.02 · Healthcare Co-Pays	(10,888.32)	(142,195.00)	131,306.68	7.66%
6410.03 · Healthcare Reimb. (HRA) -FF	7,655.04	40,000.00	(32,344.96)	19.14%
6410.04 · Healthcare -Dental	6,347.91	77,315.00	(70,967.09)	8.21%
6410.05 · Healthcare -Vision	0.00	5,100.00	(5,100.00)	0.0%
6420 · Life Insurance	7,500.00	10,350.00	(2,850.00)	72.46%
6430 · Education Tuition Cost	0.00	2,000.00	(2,000.00)	0.0%
6510.01 · Healthcare Insurance -Retirees	12,824.04	141,299.00	(128,474.96)	9.08%
6510.03 · Healthcare Reimb. (HRA)-Retiree	422.86	10,000.00	(9,577.14)	4.23%
6510.04 · Healthcare -Dental -Retirees	569.73	6,988.00	(6,418.27)	8.15%
6520 · COLA - Retirees	11,934.47	11,935.00	(0.53)	100.0%
6600 · Administrative Salaries	24,529.23	310,284.00	(285,754.77)	7.91%
6605 · District Commissioner Stipends	0.00	22,700.00	(22,700.00)	0.0%
6610.01 · Healthcare Insurance -Admin	7,332.78	67,004.00	(59,671.22)	10.94%
6610.02 · Healthcare Co-Pays -Admin	(898.68)	(8,300.00)	7,401.32	10.83%
6610.03 · Healthcare Reimb. (HRA)-Admin	1,080.89	8,700.00	(7,619.11)	12.42%
6610.04 · Healthcare -Dental -Admin	579.84	7,112.00	(6,532.16)	8.15%
6615 · Payroll Tax Expense -Admin	1,781.67	22,970.00	(21,188.33)	7.76%
6701 · Insurances	268,735.00	352,800.00	(84,065.00)	76.17%
6703.01 · Legal	837.50	20,000.00	(19,162.50)	4.19%
6703.02 · Legal - CBA	0.00	30,000.00	(30,000.00)	0.0%
6705 · Office Supplies & Expenses	2,773.12	9,500.00	(6,726.88)	29.19%
6706 · Printing & Postage	279.29	5,000.00	(4,720.71)	5.59%
6707 · Newspaper Advertisements	0.00	1,500.00	(1,500.00)	0.0%
6708 · Computer Development Program	662.00	2,500.00	(1,838.00)	26.48%
6709 · Computerized Tax Bills	5,670.00	15,000.00	(9,330.00)	37.8%
6710 · External Accounting Fees	0.00	20,000.00	(20,000.00)	0.0%
6711 · Fire Chief Expenses	20.37	750.00	(729.63)	2.72%
6712 · Fire Prevention Offset	0.00	1,000.00	(1,000.00)	0.0%
6713 · Grants - Matching Funds	0.00	5,000.00	(5,000.00)	0.0%
6714 · Payroll Processing Fees	583.59	7,000.00	(6,416.41)	8.34%
6715 · Professional Fees	0.00	2,000.00	(2,000.00)	0.0%
6716 · Videographer	180.00	3,000.00	(2,820.00)	6.0%
6720 · Abatements	30.50	500.00	(469.50)	6.1%
6725 · Tax Sale Fee	0.00	30,000.00	(30,000.00)	0.0%
6730 · Bank Service Fee	125.00	200.00	(75.00)	62.5%
6735 · IRS HRA Fee	142.38	0.00	142.38	100.0%
6800 · Affiliated Fire Associations	0.00	750.00	(750.00)	0.0%
6905.01 · Drills & Training	0.00	2,500.00	(2,500.00)	0.0%
6905.02 · FP & EMS Training	0.00	2,500.00	(2,500.00)	0.0%
6906 · Medical Examinations	0.00	3,000.00	(3,000.00)	0.0%
6907 · Employee Support Health&Welfare	0.00	3,800.00	(3,800.00)	0.0%
6908 · Professional Development	0.00	300.00	(300.00)	0.0%
7010 · Contingency	0.00	9,000.00	(9,000.00)	0.0%
7020 · Sick Time Payout	0.00	8,000.00	(8,000.00)	0.0%
7030 · Spec. Fund Radio Box Alarm	0.00	5,000.00	(5,000.00)	0.0%
7040 · Spec. Fund Fire Prevention Exp	3,264.38	18,000.00	(14,735.62)	18.14%
7050 · Tax - Legal & Collection Fees	0.00	1,000.00	(1,000.00)	0.0%
7080 · Interest Expense-L-1 Truck Loan	383.69	5,000.00	(4,616.31)	7.67%
7085.01 · TANS Interest Expense	0.00	4,200.00	(4,200.00)	0.0%
7085.02 · TANS Bank Attorney Fee	0.00	2,500.00	(2,500.00)	0.0%
7085.03 · TANS Bond Counsel	0.00	4,000.00	(4,000.00)	0.0%
7085.04 · TANS Financial Advisor	0.00	3,300.00	(3,300.00)	0.0%
7305 · Capital Expenditures	0.00	0.00	0.00	0.0%
7310 · Capital Improvements	0.00	25,000.00	(25,000.00)	0.0%
8000 · General Reserves Account	0.00	0.00	0.00	0.0%
8001 · Deficit Reduction Account	0.00	60,151.00	(60,151.00)	0.0%
8010 · Station Building Fund	0.00	0.00	0.00	0.0%
8100 · Actuarial Study of Retiree HC	0.00	0.00	0.00	0.0%
<b>Total Expense</b>	<b>1,115,662.46</b>	<b>8,424,509.00</b>	<b>(7,308,846.54)</b>	<b>13.24%</b>
<b>Net Ordinary Income</b>	<b>(340,392.63)</b>	<b>0.00</b>	<b>(340,392.63)</b>	<b>100.0%</b>
<b>Net Income</b>	<b>(340,392.63)</b>	<b>0.00</b>	<b>(340,392.63)</b>	<b>100.0%</b>

**Cumberland Fire District**  
**Trial Balance**  
**As of July 31, 2018**  
**Revised**

	Jul 31, 18	
	Debit	Credit
1001 · Navigant GF Operating	265,511.21	
1002 · FNB HRA Checking	4,088.66	
1003 · FNB HRA Savings	0.00	
1004 · FNB Fire Prevention	16,371.94	
1005 · Navigant Savings MM	2,049,120.50	
1007 · FNB Retiree HealthCare Fund	208,631.27	
1008 · FNB Truck Fund	40.03	
1009 · FNB FP Savings	55,027.25	
1010 · Navigant Comm/Training	124,951.95	
1011 · Navigant CD	106,695.52	
1012 · Webster Bank	100,111.55	
1020 · CMEFCU - Comm/Training Acct	0.00	
1025 · CFD Checking/Savings	0.00	
1026 · CHFD Checking/Savings	0.00	
1027 · NCFD Checking/Savings	0.00	
1028 · VFFD Checking/Savings	0.00	
1140 · Tax Receivable 2004 & prior	0.00	
1170 · Tax Receivable 2008 & prior	0.00	
1175 · Tax Receivable 2009	0.00	
1180 · Tax Receivable 2010	0.00	
1185 · Tax Receivable 2011	0.00	
1190 · Tax Receivable 2012	0.00	
1195 · Tax Receivable 2013	0.00	
1200 · Tax Receivable 2014	0.00	
1205 · Tax Receivable 2015 & Prior	0.00	
1210 · Tax Receivable Prior Years	140,455.72	
1215 · Tax Receivable 2017	0.00	
1216 · Tax Receivable 2018	3,487,034.57	
1300 · Collection/Returned CK Fees	110.00	
1305 · Tax Sale Fees	6,317.91	
1310 · Radio Box Fees	7,043.00	
1311 · FF Detail Receivable	2,171.40	
1312 · Fire Prevention Fees	216.00	
1313 · Misc Fire Prevention Receivable	171.00	
1315 · Misc. Accounts Receivable	456.48	
1316 · MLC Receivable	0.00	
1320 · Prepaid Expenses	0.00	
1320.01 · Prepaid Expenses-Insurances	0.00	
1320.02 · Prepaid Expenses-Hydrant Fees	0.00	
1320.03 · Prepaid Expenses-COLA	0.00	
1320.04 · Prepaid Expenses-Clothing Allow	0.00	
1320.05 · Prepaid Expenses-Tax Sale Fees	0.00	
1320.06 · Prepaid Expenses-Comp Tx Bills	0.00	
1320.07 · Prepaid Expenses-Audit/Acct Fee	0.00	
1320.08 · Prepaid Expenses-Comm Stipends	0.00	
1320.09 · Prepaid Expenses-Educ Incentive	0.00	
1320.10 · Prepaid Expenses-Equip Testing	0.00	
1320.11 · Pepaid Expenses-Radio Box Fund	0.00	
1320.12 · Prepaid Expense-Turnout Gear	0.00	
1321 · Deferred Expense	0.00	
1321.01 · Deferred Expense 2018-19	0.00	
1400 · Land	779,800.00	
1500 · Buildings & Improvements	1,541,935.09	
1505 · Vehicles & Equipment	3,163,276.76	
1506 · Radio Equipment	76,354.12	
1510 · Fire Prevention Equipment	551,383.84	
1515 · Office Equipment	10,081.93	
1520 · Furniture and Fixtures	17,022.90	



**Cumberland Fire District**  
**Trial Balance**  
**As of July 31, 2018**  
**Revised**

	Jul 31, 18	
	Debit	Credit
1600 · Accumulated Depreciation		4,467,717.00
1050 · Petty Cash-Tax Collector	750.00	
1055 · Petty Cash Fire Chief	500.00	
2000 · Accounts Payable	0.00	
2000.01 · Accounts Payable 2016	0.00	
2005 · Accrued Payroll at FYE	0.00	
2010 · Payroll Taxes SS/MED	0.00	
2011 · Payroll Tax FED W/H	34.54	
2012 · Payroll Tax ST W/H	0.00	
2013 · Payroll Tax SDI WH		230.74
2015 · Union Dues WH	0.00	
2020.1 · State Pension WH EE 414H (VF1)	0.00	
2020.2 · State Pension WH EE 414H (CF2)	0.00	
2020.3 · State Pension WH EE 414H (CH4)	0.00	
2020.4 · State Pension WH EE 414H (NC5)	0.00	
2025.1 · 457(b) W/H AMI	0.00	
2025.2 · 457(b) W/H Nationwide	0.00	
2026 · AFLAC		1,291.42
2027.2 · Garnishment WH (CF2)	0.00	
2027.3 · Garnishment WH (CH4)	0.00	
2027.4 · Garnishment WH (NC5)	0.00	
2028 · P & F Insurance Assoc.		244.63
2035 · CMEFCU - SAVINGS	0.00	
2250 · Deferred Tax Revenue 2015/2016	0.00	
2251 · Deferred Taxes 2016 & prior	0.00	
2252 · Deferred Tax Revenue 2017-2018		124,167.42
2253 · Deferred Tax Revenue 2018-2019		7,080,495.58
2280 · Misc Other Deferred Revenue		145.00
2281 · Deferred Tax Sale Fee Income	14,354.67	
2285 · Deferred Radio Box Income		587.29
2286 · Deferred Radio Box Income 2019		5,743.00
2505 · Notes Payable - NCFD Truck Loan	0.00	
2510 · Notes Payable - L-1 Truck Loan		82,187.56
2512 · TAN Payable	0.00	
2520.1 · ACC. Retirement (ER)(VF1)	0.00	
2520.2 · ACC. Retirement (ER)(CF2)	0.00	
2520.3 · ACC. Retirement (ER)(CH4)	0.00	
2520.4 · ACC. Retirement (ER)(NC5)	0.00	
2600 · Accrued Expenses		1,891.64
2700 · Accrued 2016 Tax Revenue	0.00	
2700.01 · Accrued Tax Revenue 2017	0.00	
2705 · Accrued 2016 Radio Box Income	0.00	
2705.01 · Accrued Radio Box Income 2017	0.00	
3200 · Unrestricted Net Assets	417,221.31	
3300 · Fund Balance transfer from Old		1,722,932.47
4000.03 · Tax Revenue 2018		643,540.58
4001 · Tax Revenue Prior Years		66,266.77
4010 · Interest Income- Past Due Taxes		5,094.26
4015 · Fire Prevention/Plan Review		3,613.00
4050 · Interest Income General Fund		987.68
4065 · Interest Income Fire Prevention		10.49
4070 · Interest Income-Retiremt Health		41.56
4080 · Interest Income Navigant CD		112.07
4105 · Reimbursed Ins.-Former Employee		4,704.80
4110 · Miscellaneous Other Income		111.55
4110.3 · Detail Reimbursement		1,940.40
4110.4 · IOD Ins. Reimbursement		11,890.67
4110.6 · MLC Fees		2,525.00

**Cumberland Fire District**  
**Trial Balance**  
**As of July 31, 2018**  
**Revised**

	Jul 31, 18	
	<u>Debit</u>	<u>Credit</u>
4111 · Income Radio Box 2018		32,857.00
4115 · Tax Sale Fee Income		1,574.00
6100 · Vehicle Gas & Oil	3,519.04	
6101 · Vehicle Repair & Maintenance	11,506.43	
6110 · Equipment Purchase & Upgrading	94.68	
6112 · Equipment Supplies & Repairs	67.83	
6113 · Equip Testing & Certification	2,900.00	
6145 · Shared Communications	891.34	
6200 · Electricity	3,027.56	
6201 · Gas & Hot Water	400.03	
6202.01 · Telephone	1,062.79	
6202.02 · Air Cards	480.12	
6210 · Sewer Assessment & Usage	226.36	
6211 · Water Usage Fees	58.89	
6215.01 · Hydrant Fees - Cumberland	224,070.00	
6215.02 · Hydrant Fees - Pawtucket	11,353.63	
6301 · Building Supplies & Maint.	1,904.52	
6400.01 · Firefighters Salaries	214,614.03	
6400.02 · EMT Incentive	6,507.52	
6400.03 · OT Wages	83,688.02	
6400.08 · Holiday Stipend	14,008.55	
6400.09 · Longevity Pay	10,658.96	
6400.10 · Acting Officer Pay	248.05	
6400.11 · Detail Pay	1,512.00	
6400.13 · Injured on Duty Salaries	9,549.45	
6401 · Payroll Tax Expense	24,505.56	
6402 · Pension Expense	61,334.22	
6410.01 · Healthcare Insurance	73,014.60	
6410.02 · Healthcare Co-Pays		10,888.32
6410.03 · Healthcare Reimb. (HRA) -FF	7,655.04	
6410.04 · Healthcare -Dental	6,347.91	
6420 · Life Insurance	7,500.00	
6510.01 · Healthcare Insurance -Retirees	12,824.04	
6510.03 · Healthcare Reimb. (HRA)-Retiree	422.86	
6510.04 · Healthcare -Dental -Retirees	569.73	
6520 · COLA - Retirees	11,934.47	
6600 · Administrative Salaries	24,529.23	
6610.01 · Healthcare Insurance -Admin	7,332.78	
6610.02 · Healthcare Co-Pays -Admin		898.68
6610.03 · Healthcare Reimb. (HRA)-Admin	1,080.89	
6610.04 · Healthcare -Dental -Admin	579.84	
6615 · Payroll Tax Expense -Admin	1,781.67	
6701 · Insurances	268,735.00	
6703.01 · Legal	837.50	
6705 · Office Supplies & Expenses	2,773.12	
6706 · Printing & Postage	279.29	
6708 · Computer Development Program	662.00	
6709 · Computerized Tax Bills	5,670.00	
6711 · Fire Chief Expenses	20.37	
6714 · Payroll Processing Fees	583.59	
6716 · Videographer	180.00	
6720 · Abatements	30.50	
6730 · Bank Service Fee	125.00	
6735 · IRS HRA Fee	142.38	
7040 · Spec. Fund Fire Prevention Exp	3,264.38	
7080 · Interest Expense-L-1 Truck Loan	383.69	
9999 · Ask My Accountant	0.00	
<b>TOTAL</b>	<b><u>14,274,690.58</u></b>	<b><u>14,274,690.58</u></b>

8:39 AM  
08/14/18

**Cumberland Fire District  
Commissioner's Report  
July 2018**

Type	Num	Date	Name	Account	Paid Amount
Check	EFT	07/03/2018	London Health CDH	1002 · FNB HRA Checking	
				6410.03 · Healthcare Reimb. (HRA) -FF	-2,119.39
				6510.03 · Healthcare Reimb. (HRA)-Retiree	-397.36
TOTAL					-2,516.75
Check	EFT	07/09/2018	London Health CDH	1002 · FNB HRA Checking	
				6410.03 · Healthcare Reimb. (HRA) -FF	-200.19
TOTAL					-200.19
Check	EFT	07/09/2018		1001 · Navigant GF Operating	
				6730 · Bank Service Fee	-15.00
TOTAL					-15.00
Check	EFT	07/09/2018		1005 · Navigant Savings MM	
				6730 · Bank Service Fee	-20.00
TOTAL					-20.00
Check	EFT	07/10/2018		1001 · Navigant GF Operating	
				1216 · Tax Receivable 2018	-132.48
				6730 · Bank Service Fee	-15.00
TOTAL					-147.48
Check	EFT	07/19/2018	Navigant Credit Union	1001 · Navigant GF Operating	
				2510 · Notes Payable - L-1 Truck Loan	-1,526.76
				7080 · Interest Expense-L-1 Truck Loan	-383.69
TOTAL					-1,910.45
Check	EFT	07/19/2018		1001 · Navigant GF Operating	
				1216 · Tax Receivable 2018	-651.41
				6730 · Bank Service Fee	-15.00
TOTAL					-666.41
Check	EFT	07/23/2018	London Health CDH	1002 · FNB HRA Checking	
				6410.03 · Healthcare Reimb. (HRA) -FF	-4,608.71
TOTAL					-4,608.71
Check	EFT	07/23/2018		1001 · Navigant GF Operating	
				6730 · Bank Service Fee	-15.00
TOTAL					-15.00
Check	EFT	07/23/2018		1001 · Navigant GF Operating	
				6730 · Bank Service Fee	-15.00
TOTAL					-15.00
Check	EFT	07/23/2018		1001 · Navigant GF Operating	
				1216 · Tax Receivable 2018	-178.30
				6730 · Bank Service Fee	-15.00
TOTAL					-193.30
Check	EFT	07/25/2018		1001 · Navigant GF Operating	
				6730 · Bank Service Fee	-15.00
TOTAL					-15.00
Check	EFT	07/30/2018	London Health CDH	1002 · FNB HRA Checking	
				6610.03 · Healthcare Reimb. (HRA)-Admin	-1,029.89
TOTAL					-1,029.89

8:39 AM  
08/14/18

**Cumberland Fire District  
Commissioner's Report  
July 2018**

Type	Num	Date	Name	Account	Paid Amount
Check	POS	07/02/2018	BackBlaze	1001 · Navigant GF Operating	
				6708 · Computer Development Program	-7.50
TOTAL					-7.50
Check	POS	07/02/2018	Amazon.com	1001 · Navigant GF Operating	
				6705 · Office Supplies & Expenses	-107.97
TOTAL					-107.97
Check	POS	07/06/2018	Miradore Ltd	1004 · FNB Fire Prevention	
				7040 · Spec. Fund Fire Prevention Exp	-16.00
TOTAL					-16.00
Check	POS	07/09/2018	Amazon.com	1001 · Navigant GF Operating	
				6112 · Equipment Supplies & Repairs	-32.83
TOTAL					-32.83
Check	POS	07/09/2018	Intuit	1001 · Navigant GF Operating	
				6705 · Office Supplies & Expenses	-134.98
TOTAL					-134.98
Check	POS	07/11/2018	Sirius XM	1001 · Navigant GF Operating	
				6711 · Fire Chief Expenses	-20.37
TOTAL					-20.37
Check	POS	07/19/2018	Lowe's	1001 · Navigant GF Operating	
				6101 · Vehicle Repair & Maintenance	-14.96
TOTAL					-14.96
Check	POS	07/23/2018	Adobe Systems Inc.	1001 · Navigant GF Operating	
				6705 · Office Supplies & Expenses	-64.16
TOTAL					-64.16
Check	POS	07/24/2018	Amazon.com	1001 · Navigant GF Operating	
				6101 · Vehicle Repair & Maintenance	-57.90
TOTAL					-57.90
Check	POS	07/27/2018	Imperial Chrysler	1001 · Navigant GF Operating	
				6101 · Vehicle Repair & Maintenance	-94.44
TOTAL					-94.44
Check	POS	07/30/2018	Amazon.com	1001 · Navigant GF Operating	
				6301 · Building Supplies & Maint.	-59.97
				6301 · Building Supplies & Maint.	-107.88
TOTAL					-167.85
Check	1077	07/06/2018	TriTech Software Systems	1004 · FNB Fire Prevention	
				7040 · Spec. Fund Fire Prevention Exp	-3,024.38
TOTAL					-3,024.38
Check	1078	07/19/2018	IAFC Membership	1004 · FNB Fire Prevention	
				7040 · Spec. Fund Fire Prevention Exp	-224.00
TOTAL					-224.00
Check	4401	07/02/2018	Cumberland Fire District	1001 · Navigant GF Operating	
				1002 · FNB HRA Checking	-10,000.00
TOTAL					-10,000.00

8:39 AM  
08/14/18

**Cumberland Fire District  
Commissioner's Report  
July 2018**

Type	Num	Date	Name	Account	Paid Amount
Check	4402	07/06/2018	Apollo Safety, Inc	1001 · Navigant GF Operating	
				6113 · Equip Testing & Certification	-2,900.00
TOTAL					-2,900.00
Check	4403	07/06/2018	Blue Cross Blue Shield -MCA	1001 · Navigant GF Operating	
				6510.01 · Healthcare Insurance -Retirees	-924.00
TOTAL					-924.00
Check	4404	07/06/2018	Delta Dental	1001 · Navigant GF Operating	
				6410.04 · Healthcare -Dental	-6,347.91
				6510.04 · Healthcare -Dental -Retirees	-569.73
				6610.04 · Healthcare -Dental -Admin	-579.84
TOTAL					-7,497.48
Check	4405	07/06/2018	Emergency Reporting	1001 · Navigant GF Operating	
				6145 · Shared Communications	-445.67
TOTAL					-445.67
Check	4406	07/06/2018	Vision Government Solutions, Inc.	1001 · Navigant GF Operating	
				6705 · Office Supplies & Expenses	-2,095.00
TOTAL					-2,095.00
Check	4407	07/06/2018	United States Treasury	1001 · Navigant GF Operating	
				6735 · IRS HRA Fee	-142.38
TOTAL					-142.38
Check	4408	07/12/2018	Dana E. Boyd	1001 · Navigant GF Operating	
				6520 · COLA - Retirees	-1,356.76
TOTAL					-1,356.76
Check	4409	07/12/2018	Ernest P. Cimino	1001 · Navigant GF Operating	
				6520 · COLA - Retirees	-1,752.18
TOTAL					-1,752.18
Check	4410	07/12/2018	James T. Conway, Jr.	1001 · Navigant GF Operating	
				6520 · COLA - Retirees	-1,675.78
TOTAL					-1,675.78
Check	4411	07/12/2018	Deschenes, Richard R.	1001 · Navigant GF Operating	
				6520 · COLA - Retirees	-1,349.87
TOTAL					-1,349.87
Check	4412	07/12/2018	Paul K. Dunham	1001 · Navigant GF Operating	
				6520 · COLA - Retirees	-1,397.57
TOTAL					-1,397.57
Check	4413	07/12/2018	Joseph W. LaFleur	1001 · Navigant GF Operating	
				6520 · COLA - Retirees	-488.44
TOTAL					-488.44
Check	4414	07/12/2018	David K. Lanoue	1001 · Navigant GF Operating	
				6520 · COLA - Retirees	-1,630.98
TOTAL					-1,630.98
Check	4415	07/12/2018	Thomas J. Pytko	1001 · Navigant GF Operating	
				6520 · COLA - Retirees	-660.10
TOTAL					-660.10

**Cumberland Fire District  
Commissioner's Report  
July 2018**

Type	Num	Date	Name	Account	Paid Amount
Check	4416	07/12/2018	Stephen D. Susi	1001 · Navigant GF Operating	
				6520 · COLA - Retirees	-1,622.79
TOTAL					-1,622.79
Check	4417	07/12/2018	Bucci's Auto, Inc.	1001 · Navigant GF Operating	
				6101 · Vehicle Repair & Maintenance	-2,000.00
TOTAL					-2,000.00
Check	4418	07/12/2018	Blue Cross & Blue Shield	1001 · Navigant GF Operating	
				6410.01 · Healthcare Insurance	-73,014.60
				6510.01 · Healthcare Insurance -Retirees	-11,842.35
				6610.01 · Healthcare Insurance -Admin	-7,332.78
TOTAL					-92,189.73
Check	4419	07/12/2018	A. Charpentier Power Systems	1001 · Navigant GF Operating	
				6301 · Building Supplies & Maint.	-201.60
TOTAL					-201.60
Check	4420	07/12/2018	Apex Technology Group	1001 · Navigant GF Operating	
				6708 · Computer Development Program	-104.50
				6708 · Computer Development Program	-550.00
TOTAL					-654.50
Check	4421	07/12/2018	Allied Auto Parts	1001 · Navigant GF Operating	
				6101 · Vehicle Repair & Maintenance	-4.82
TOTAL					-4.82
Check	4422	07/12/2018	Cumberland Pest Control, LLC	1001 · Navigant GF Operating	
				6301 · Building Supplies & Maint.	-25.00
				6301 · Building Supplies & Maint.	-30.00
				6301 · Building Supplies & Maint.	-25.00
TOTAL					-80.00
Check	4423	07/12/2018	Kafin Oil Co., Inc.	1001 · Navigant GF Operating	
				6301 · Building Supplies & Maint.	-418.00
TOTAL					-418.00
Check	4424	07/12/2018	National Grid Elec Sta4L	1001 · Navigant GF Operating	
				6200 · Electricity	-17.72
TOTAL					-17.72
Check	4425	07/12/2018	National Grid Elec Sta5L	1001 · Navigant GF Operating	
				6200 · Electricity	-17.72
TOTAL					-17.72
Check	4426	07/12/2018	National Grid Elec Sta1	1001 · Navigant GF Operating	
				6200 · Electricity	-788.82
TOTAL					-788.82
Check	4427	07/12/2018	National Grid Gas Sta1	1001 · Navigant GF Operating	
				6201 · Gas & Hot Water	-117.56
TOTAL					-117.56
Check	4428	07/12/2018	National Grid Gas Sta2	1001 · Navigant GF Operating	
				6201 · Gas & Hot Water	-36.66
TOTAL					-36.66

8:39 AM  
08/14/18

**Cumberland Fire District  
Commissioner's Report  
July 2018**

Type	Num	Date	Name	Account	Paid Amount
Check	4429	07/12/2018	National Grid Gas Sta5A	1001 · Navigant GF Operating 6201 · Gas & Hot Water	 -100.00
TOTAL					-100.00
Check	4430	07/12/2018	Police & Firemen's Insurance Assoc.	1001 · Navigant GF Operating 2028 · P & F Insurance Assoc.	 -627.04
TOTAL					-627.04
Check	4431	07/12/2018	Purchase Power	1001 · Navigant GF Operating 6706 · Printing & Postage 6706 · Printing & Postage	 -200.00 -79.29
TOTAL					-279.29
Check	4432	07/12/2018	Ralco Equipment Co., Inc	1001 · Navigant GF Operating 6101 · Vehicle Repair & Maintenance	 -442.25
TOTAL					-442.25
Check	4433	07/12/2018	Tap Auto Service	1001 · Navigant GF Operating 6101 · Vehicle Repair & Maintenance	 -1,021.93
TOTAL					-1,021.93
Check	4434	07/12/2018	TH Malloy & Sons, Inc	1001 · Navigant GF Operating 6100 · Vehicle Gas & Oil	 -2,813.10
TOTAL					-2,813.10
Check	4435	07/12/2018	Tire Doctor LLC	1001 · Navigant GF Operating 6101 · Vehicle Repair & Maintenance	 -43.50
TOTAL					-43.50
Check	4436	07/12/2018	W.B. Mason Co., Inc	1001 · Navigant GF Operating 6705 · Office Supplies & Expenses 6705 · Office Supplies & Expenses 6705 · Office Supplies & Expenses	 -29.94 -127.78 -130.30
TOTAL					-288.02
Check	4439	07/19/2018	Joseph P. & Monica Crowe, Jr.	1001 · Navigant GF Operating 1216 · Tax Receivable 2018	 -323.32
TOTAL					-323.32
Check	4440	07/19/2018	Naomi R Driscoll	1001 · Navigant GF Operating 1216 · Tax Receivable 2018	 -538.01
TOTAL					-538.01
Check	4441	07/19/2018	Ryan J Joyce	1001 · Navigant GF Operating 1216 · Tax Receivable 2018	 -582.69
TOTAL					-582.69
Check	4442	07/19/2018	Jonathan D Perri	1001 · Navigant GF Operating 1216 · Tax Receivable 2018	 -126.07
TOTAL					-126.07
Check	4443	07/19/2018	Emergency Reporting	1001 · Navigant GF Operating 6145 · Shared Communications	 -445.67
TOTAL					-445.67

**Cumberland Fire District  
Commissioner's Report  
July 2018**

Type	Num	Date	Name	Account	Paid Amount
Check	4444	07/19/2018	Janitech	1001 · Navigant GF Operating	
				6301 · Building Supplies & Maint.	-217.18
				6301 · Building Supplies & Maint.	-452.23
				6301 · Building Supplies & Maint.	-102.60
TOTAL					-772.01
Check	4445	07/19/2018	London Health Administrators	1001 · Navigant GF Operating	
				6410.03 · Healthcare Reimb. (HRA) -FF	-726.75
				6610.03 · Healthcare Reimb. (HRA)-Admin	-51.00
				6510.03 · Healthcare Reimb. (HRA)-Retiree	-25.50
TOTAL					-803.25
Check	4446	07/19/2018	Adam Q & Jessica C Read	1001 · Navigant GF Operating	
				1216 · Tax Receivable 2018	-125.68
TOTAL					-125.68
Check	4447	07/19/2018	Kevin Clarke	1001 · Navigant GF Operating	
				6510.01 · Healthcare Insurance -Retirees	-57.69
TOTAL					-57.69
Check	4448	07/19/2018	Narragansett Bay Comm Sta1	1001 · Navigant GF Operating	
				6210 · Sewer Assessment & Usage	-106.12
TOTAL					-106.12
Check	4449	07/19/2018	Narragansett Bay Comm Sta2	1001 · Navigant GF Operating	
				6210 · Sewer Assessment & Usage	-75.48
TOTAL					-75.48
Check	4450	07/19/2018	Narragansett Bay Comm Sta4	1001 · Navigant GF Operating	
				6210 · Sewer Assessment & Usage	-44.76
TOTAL					-44.76
Check	4451	07/19/2018	National Grid Elec Sta2	1001 · Navigant GF Operating	
				6200 · Electricity	-574.21
TOTAL					-574.21
Check	4452	07/19/2018	National Grid Elec Sta4	1001 · Navigant GF Operating	
				6200 · Electricity	-1,062.29
TOTAL					-1,062.29
Check	4453	07/19/2018	National Grid Elec Sta5	1001 · Navigant GF Operating	
				6200 · Electricity	-553.89
TOTAL					-553.89
Check	4454	07/19/2018	National Grid Elec Sta5A	1001 · Navigant GF Operating	
				6200 · Electricity	-12.91
TOTAL					-12.91
Check	4455	07/19/2018	National Grid Gas Sta4	1001 · Navigant GF Operating	
				6201 · Gas & Hot Water	-62.72
TOTAL					-62.72
Check	4456	07/19/2018	National Grid Gas Sta5	1001 · Navigant GF Operating	
				6201 · Gas & Hot Water	-83.09
TOTAL					-83.09
Check	4457	07/19/2018	Pawtucket Water Supply -Hydrants	1001 · Navigant GF Operating	
				6215.02 · Hydrant Fees - Pawtucket	-11,353.63
TOTAL					-11,353.63



8:39 AM  
08/14/18

**Cumberland Fire District  
Commissioner's Report  
July 2018**

Type	Num	Date	Name	Account	Paid Amount
Check	4458	07/19/2018	Pawtucket Water Supply Board	1001 · Navigant GF Operating 6211 · Water Usage Fees	-58.89
TOTAL					-58.89
Check	4459	07/19/2018	Prescott H. Peirce Co. Inc.	1001 · Navigant GF Operating 6112 · Equipment Supplies & Repairs	-35.00
TOTAL					-35.00
Check	4460	07/19/2018	S&D Road Service	1001 · Navigant GF Operating 6101 · Vehicle Repair & Maintenance	-957.34
TOTAL					-957.34
Check	4461	07/19/2018	Verizon Wireless	1001 · Navigant GF Operating 6202.02 · Air Cards 6202.02 · Air Cards	-160.04 -320.08
TOTAL					-480.12
Check	4462	07/19/2018	W.B. Mason Co., Inc	1001 · Navigant GF Operating 6705 · Office Supplies & Expenses	-82.99
TOTAL					-82.99
Check	4463	07/30/2018	CPF-LOCAL 2722	1001 · Navigant GF Operating 6420 · Life Insurance	-7,500.00
TOTAL					-7,500.00
Check	4468	07/25/2018	Emily L & George Camparone	1001 · Navigant GF Operating 1216 · Tax Receivable 2018	-207.14
TOTAL					-207.14
Check	4469	07/25/2018	Linda Pope	1001 · Navigant GF Operating 1216 · Tax Receivable 2018	-137.24
TOTAL					-137.24
Check	4470	07/25/2018	David E & Lina M Bulman	1001 · Navigant GF Operating 1216 · Tax Receivable 2018	-118.33
TOTAL					-118.33
Check	4471	07/25/2018	Bryan D & Stefanie L Carpenter	1001 · Navigant GF Operating 1216 · Tax Receivable 2018	-235.76
TOTAL					-235.76
Check	4472	07/25/2018	Daniel F Hauser	1001 · Navigant GF Operating 1216 · Tax Receivable 2018	-151.49
TOTAL					-151.49
Check	4473	07/25/2018	Eric A Zabinski	1001 · Navigant GF Operating 1216 · Tax Receivable 2018	-109.60
TOTAL					-109.60
Check	4474	07/25/2018	Timothy D & Naomi L Pariseault	1001 · Navigant GF Operating 1216 · Tax Receivable 2018	-102.84
TOTAL					-102.84
Check	4475	07/25/2018	Cox Communications	1001 · Navigant GF Operating 6202.01 · Telephone	-912.80
TOTAL					-912.80

8:39 AM  
08/14/18

**Cumberland Fire District  
Commissioner's Report  
July 2018**

Type	Num	Date	Name	Account	Paid Amount
Check	4476	07/25/2018	Kelley Nickson Morris	1001 · Navigant GF Operating	
				6703.01 · Legal	-837.50
TOTAL					-837.50
Check	4477	07/25/2018	Shell Fleet Plus	1001 · Navigant GF Operating	
				6100 · Vehicle Gas & Oil	-705.94
TOTAL					-705.94
Check	4478	07/25/2018	VFIS	1001 · Navigant GF Operating	
				6701 · Insurances	-253,130.00
TOTAL					-253,130.00
Check	4479	07/25/2018	VFIS	1001 · Navigant GF Operating	
				6701 · Insurances	-15,605.00
TOTAL					-15,605.00
Check	4480	07/26/2018	Northeast Rescue Systems	1001 · Navigant GF Operating	
				2600 · Accrued Expenses	-26,433.00
TOTAL					-26,433.00
Check	4481	07/31/2018	Belmont Springs	1001 · Navigant GF Operating	
				6301 · Building Supplies & Maint.	-99.76
				6301 · Building Supplies & Maint.	-68.21
				6301 · Building Supplies & Maint.	-44.14
				6301 · Building Supplies & Maint.	-52.95
TOTAL					-265.06
Check	4482	07/31/2018	Town of Cumberland - Hydrants	1001 · Navigant GF Operating	
				6215.01 · Hydrant Fees - Cumberland	-224,070.00
TOTAL					-224,070.00
Check	4483	07/31/2018	Duo-Safety Ladder Corporation	1001 · Navigant GF Operating	
				6101 · Vehicle Repair & Maintenance	-57.62
TOTAL					-57.62
Check	4484	07/31/2018	Fire Hose Direct	1001 · Navigant GF Operating	
				6110 · Equipment Purchase & Upgrading	-94.68
TOTAL					-94.68
Check	4485	07/31/2018	Ralco Equipment Co., Inc	1001 · Navigant GF Operating	
				6101 · Vehicle Repair & Maintenance	-6,811.67
TOTAL					-6,811.67
Check	4486	07/31/2018	Verizon	1001 · Navigant GF Operating	
				6202.01 · Telephone	-149.99
TOTAL					-149.99
Check	4487	07/31/2018	Video Artistry	1001 · Navigant GF Operating	
				6716 · Videographer	-180.00
TOTAL					-180.00
Check	4488	07/31/2018	Aaron Babikian & Ashley Manley	1001 · Navigant GF Operating	
				1216 · Tax Receivable 2018	-181.42
TOTAL					-181.42
Check	4489	07/31/2018	Gloria P Alzante	1001 · Navigant GF Operating	
				1216 · Tax Receivable 2018	-76.66
TOTAL					-76.66

8:39 AM  
08/14/18

Cumberland Fire District  
Commissioner's Report  
July 2018

Type	Num	Date	Name	Account	Paid Amount
Check	4491	07/31/2018	Eric T & Diana M Sladen	1001 · Navigant GF Operating	
				1216 · Tax Receivable 2018	-195.48
TOTAL					-195.48



# *Cumberland Fire Department*

## Financial Report

Period Ending: August 31, 2018

Presented: September 27, 2018

Diane Karolyshyn, Finance Director

**CUMBERLAND FIRE DISTRICT  
3502 MENDON RD  
CUMBERLAND RI 02864  
TAX COLLECTOR'S REPORT  
AUGUST 2018**

<b>Month Ending August 2018</b>	<b>Beginning Balance 08/01/2018</b>	<b>New Receivables</b>	<b>Total Balance Due</b>	<b>Total Collected</b>	<b>Abatements and Adjustments</b>	<b>Refunds</b>	<b>Returned Checks</b>	<b>Payment Transfers</b>	<b>Total Payments, Adjustments and Transfers</b>	<b>Ending Balance 08/31/2018</b>	<b>% of Total Outstanding Collected</b>
2017 & prior	\$ 140,455.72	\$ 288.65	\$ 140,744.37	\$ 38,160.76	\$ 218.38		\$ (264.00)		\$ 38,115.14	\$ 102,629.23	27.08%
			\$ -						\$ -	\$ -	
2018	\$ 3,487,034.57	\$ 464.59	\$ 3,487,499.16	\$ 254,193.21		\$ (215.78)	\$ (143.91)	\$ 2.72	\$ 253,836.24	\$ 3,233,662.92	7.28%
			\$ -						\$ -	\$ -	
<b>Total</b>	<b>\$ 3,627,490.29</b>	<b>\$ 753.24</b>	<b>\$ 3,628,243.53</b>	<b>\$ 292,353.97</b>				<b>\$ 2.72</b>	<b>\$ 292,356.69</b>	<b>\$ 3,335,886.84</b>	<b>8.06%</b>

# Cumberland Fire District

## Balance Sheet

### As of August 31, 2018

Aug 31, 18

#### ASSETS

##### Current Assets

##### Checking/Savings

1001 · Navigant GF Operating	126,881.91
1002 · FNB HRA Checking	8,870.63
1004 · FNB Fire Prevention	14,412.88
1005 · Navigant Savings MM	1,850,348.44
1007 · FNB Retiree HealthCare Fund	208,673.80
1008 · FNB Truck Fund	40.03
1009 · FNB FP Savings	62,938.93
1010 · Navigant Fire Alarm Maint	127,006.20
1011 · Navigant CD	106,807.71
1012 · Webster Bank	100,111.55

Total Checking/Savings	2,606,092.08
------------------------	--------------

##### Other Current Assets

1210 · Tax Receivable Prior Years	102,629.23
1216 · Tax Receivable 2018	3,233,662.92
1300 · Collection/Returned CK Fees	115.00
1305 · Tax Sale Fees	5,487.11
1310 · Radio Box Fees	3,900.00
1311 · FF Detail Receivable	3,603.60
1313 · Misc Fire Prevention Receivable	171.00
1315 · Misc. Accounts Receivable	456.48

Total Other Current Assets	3,350,025.34
----------------------------	--------------

Total Current Assets	5,956,117.42
----------------------	--------------

##### Fixed Assets

1400 · Land	779,800.00
1500 · Buildings & Improvements	1,541,935.09
1505 · Vehicles & Equipment	3,163,276.76
1506 · Radio Equipment	76,354.12
1510 · Fire Prevention Equipment	551,383.84
1515 · Office Equipment	10,081.93
1520 · Furniture and Fixtures	17,022.90
1600 · Accumulated Depreciation	-4,467,717.00

Total Fixed Assets	1,672,137.64
--------------------	--------------

##### Other Assets

1050 · Petty Cash-Tax Collector	750.00
1055 · Petty Cash Fire Chief	500.00

Total Other Assets	1,250.00
--------------------	----------

TOTAL ASSETS	<u><u>7,629,505.06</u></u>
--------------	----------------------------

#### LIABILITIES & EQUITY

##### Liabilities

##### Current Liabilities

##### Other Current Liabilities

2011 · Payroll Tax FED W/H	-34.54
2013 · Payroll Tax SDI WH	230.74
2026 · AFLAC	-418.47
2028 · P & F Insurance Assoc.	191.17
2252 · Deferred Tax Revenue 2017-2018	95,612.80
2253 · Deferred Tax Revenue 2018-2019	6,409,890.94
2280 · Misc Other Deferred Revenue	265.00
2281 · Deferred Tax Sale Fee Income	3,325.69
2285 · Deferred Radio Box Income	587.29
2286 · Deferred Radio Box Income 2019	2,600.00
2510 · Notes Payable - L-1 Truck Loan	80,666.36

Total Other Current Liabilities	6,592,916.98
---------------------------------	--------------

Total Current Liabilities	6,592,916.98
---------------------------	--------------

Total Liabilities	6,592,916.98
-------------------	--------------

##### Equity

3200 · Unrestricted Net Assets	-417,221.31
3300 · Fund Balance transfer from Old	1,722,932.47
Net Income	-269,123.08

Total Equity	1,036,588.08
--------------	--------------

TOTAL LIABILITIES & EQUITY	<u><u>7,629,505.06</u></u>
----------------------------	----------------------------

**Cumberland Fire District**  
**Income & Expense Budget vs. Actual**  
**July 2018 through August 2019**

	TOTAL				
	Aug 18	Jul '18 - Aug 19	Budget	\$ Over Budget	% of Budget
Ordinary Income/Expense					
Income					
4000.03 · Tax Revenue 2018	643,540.58	1,287,081.16	7,722,487.00	(6,435,405.84)	16.67%
4001 · Tax Revenue Prior Years	38,160.76	104,427.53	150,000.00	(45,572.47)	69.62%
4007 · NSF Fee Reimbursement Income	0.00	0.00	200.00	(200.00)	0.0%
4010 · Interest Income- Past Due Taxes	6,259.72	11,353.98	50,000.00	(38,646.02)	22.71%
4015 · Fire Prevention/Plan Review	2,310.00	5,923.00	50,000.00	(44,077.00)	11.85%
4050 · Interest Income General Fund	1,227.94	2,215.62	8,000.00	(5,784.38)	27.7%
4060 · Interest Income Truck Fund	0.00	0.00	50.00	(50.00)	0.0%
4065 · Interest Income Fire Prevention	11.68	22.17	50.00	(27.83)	44.34%
4070 · Interest Income-Retiremt Health	42.53	84.09	400.00	(315.91)	21.02%
4080 · Interest Income Navigant CD	112.19	224.26	1,000.00	(775.74)	22.43%
4103 · Grant Income	0.00	0.00	0.00	0.00	0.0%
4105 · Reimbursed Ins.-Former Employee	5,113.43	9,818.23	38,594.00	(28,775.77)	25.44%
4110 · Miscellaneous Other Income	882.45	994.00	5,000.00	(4,006.00)	19.88%
4110.1 · Revenue Rescue Income	0.00	0.00	12,000.00	(12,000.00)	0.0%
4110.2 · Insurance Reimbursement	0.00	0.00	0.00	0.00	0.0%
4110.3 · Detail Reimbursement	6,106.20	8,046.60	43,000.00	(34,953.40)	18.71%
4110.4 · IOD Ins. Reimbursement	7,275.60	19,166.27	150,000.00	(130,833.73)	12.78%
4110.6 · MLC Fees	2,875.00	5,400.00	25,000.00	(19,600.00)	21.6%
4110.7 · RB Battery Reimbursement	0.00	0.00	0.00	0.00	0.0%
4111 · Income Radio Box 2018	3,143.00	36,000.00	38,200.00	(2,200.00)	94.24%
4114 · Income Radio Box Prior Years	0.00	0.00	500.00	(500.00)	0.0%
4115 · Tax Sale Fee Income	924.00	2,498.00	30,000.00	(27,502.00)	8.33%
4115.01 · Tax Sale Fee Income Prior Years	0.00	0.00	0.00	0.00	0.0%
4200 · Sale of Assets	0.00	0.00	0.00	0.00	0.0%
4300 · Transfer from Surplus (Cap Exp)	0.00	0.00	0.00	0.00	0.0%
4400 · Appropriation from 1007 RH Fund	0.00	0.00	100,028.00	(100,028.00)	0.0%
Total Income	717,985.08	1,493,254.91	8,424,509.00	(6,931,254.09)	17.73%
Gross Profit	717,985.08	1,493,254.91	8,424,509.00	(6,931,254.09)	17.73%
Expense					
6100 · Vehicle Gas & Oil	4,405.63	7,924.67	40,000.00	(32,075.33)	19.81%
6101 · Vehicle Repair & Maintenance	5,197.56	16,703.99	85,000.00	(68,296.01)	19.65%
6110 · Equipment Purchase & Upgrading	0.00	94.68	20,000.00	(19,905.32)	0.47%
6110.01 · Turnout Gear	0.00	0.00	20,000.00	(20,000.00)	0.0%
6112 · Equipment Supplies & Repairs	192.27	260.10	7,000.00	(6,739.90)	3.72%
6113 · Equip Testing & Certification	0.00	2,900.00	7,000.00	(4,100.00)	41.43%
6120 · Radio Equip Upgrades & Maint	0.00	0.00	3,000.00	(3,000.00)	0.0%
6125 · First Aid Equip & Supplies	387.93	387.93	8,000.00	(7,612.07)	4.85%
6130 · Air Cascade Maintenance	0.00	0.00	2,500.00	(2,500.00)	0.0%
6140 · Communications Upgrades	0.00	0.00	0.00	0.00	0.0%
6145 · Shared Communications	445.67	1,337.01	7,000.00	(5,662.99)	19.1%
6150 · Fire Alarm Testing	81.00	81.00	1,500.00	(1,419.00)	5.4%
6200 · Electricity	3,617.09	6,644.65	36,000.00	(29,355.35)	18.46%
6201 · Gas & Hot Water	365.82	765.85	15,000.00	(14,234.15)	5.11%
6202.01 · Telephone	747.58	1,810.37	12,000.00	(10,189.63)	15.09%
6202.02 · Air Cards	480.12	960.24	5,500.00	(4,539.76)	17.46%
6210 · Sewer Assessment & Usage	237.67	464.03	4,000.00	(3,535.97)	11.6%
6211 · Water Usage Fees	59.36	118.25	4,000.00	(3,881.75)	2.96%
6215.01 · Hydrant Fees - Cumberland	0.00	224,070.00	225,070.00	(1,000.00)	99.56%
6215.02 · Hydrant Fees - Pawtucket	11,732.09	23,085.72	138,000.00	(114,914.28)	16.73%
6301 · Building Supplies & Maint.	3,296.78	5,201.30	25,000.00	(19,798.70)	20.81%
6305 · Furnishings	0.00	0.00	0.00	0.00	0.0%
6400.01 · Firefighters Salaries	213,552.98	428,167.01	2,920,500.00	(2,492,332.99)	14.66%
6400.02 · EMT Incentive	6,507.52	13,015.04	86,600.00	(73,584.96)	15.03%
6400.03 · OT Wages	80,084.15	163,772.17	1,055,014.00	(891,241.83)	15.52%
6400.08 · Holiday Stipend	14,008.55	28,017.10	168,490.00	(140,472.90)	16.63%
6400.09 · Longevity Pay	6,934.57	17,593.53	161,176.00	(143,582.47)	10.92%
6400.10 · Acting Officer Pay	149.65	397.70	2,000.00	(1,602.30)	19.89%
6400.11 · Detail Pay	2,142.00	3,654.00	15,000.00	(11,346.00)	24.36%
6400.12 · Other Salaries	0.00	0.00	2,000.00	(2,000.00)	0.0%
6400.13 · Injured on Duty Salaries	10,610.50	20,159.95	0.00	20,159.95	100.0%
6400.14 · Clothing Allowance	43,038.00	43,038.00	46,800.00	(3,762.00)	91.96%
6400.15 · Education Incentive	6,000.00	6,000.00	6,000.00	0.00	100.0%

**Cumberland Fire District**  
**Income & Expense Budget vs. Actual**  
**July 2018 through August 2019**

	TOTAL				
	Aug 18	Jul '18 - Aug 19	Budget	\$ Over Budget	% of Budget
6401 · Payroll Tax Expense	27,600.16	52,105.72	342,229.00	(290,123.28)	15.23%
6402 · Pension Expense	60,440.63	121,774.85	802,638.00	(680,863.15)	15.17%
6410.01 · Healthcare Insurance	73,014.60	146,029.20	893,479.00	(747,449.80)	16.34%
6410.02 · Healthcare Co-Pays	(10,784.80)	(21,673.12)	(142,195.00)	120,521.88	15.24%
6410.03 · Healthcare Reimb. (HRA) -FF	1,583.65	9,238.69	40,000.00	(30,761.31)	23.1%
6410.04 · Healthcare -Dental	6,347.91	12,695.82	77,315.00	(64,619.18)	16.42%
6410.05 · Healthcare -Vision	0.00	0.00	5,100.00	(5,100.00)	0.0%
6420 · Life Insurance	0.00	7,500.00	10,350.00	(2,850.00)	72.46%
6430 · Education Tuition Cost	843.98	843.98	2,000.00	(1,156.02)	42.2%
6510.01 · Healthcare Insurance -Retirees	12,823.54	25,647.58	141,299.00	(115,651.42)	18.15%
6510.03 · Healthcare Reimb. (HRA)-Retiree	3,588.65	4,011.51	10,000.00	(5,988.49)	40.12%
6510.04 · Healthcare -Dental -Retirees	569.73	1,139.46	6,988.00	(5,848.54)	16.31%
6520 · COLA - Retirees	0.00	11,934.47	11,935.00	(0.53)	100.0%
6600 · Administrative Salaries	24,000.19	48,529.42	310,284.00	(261,754.58)	15.64%
6605 · District Commissioner Stipends	3,783.36	3,783.36	22,700.00	(18,916.64)	16.67%
6610.01 · Healthcare Insurance -Admin	7,332.78	14,665.56	67,004.00	(52,338.44)	21.89%
6610.02 · Healthcare Co-Pays -Admin	(874.35)	(1,773.03)	(8,300.00)	6,526.97	21.36%
6610.03 · Healthcare Reimb. (HRA)-Admin	45.73	1,126.62	8,700.00	(7,573.38)	12.95%
6610.04 · Healthcare -Dental -Admin	869.76	1,449.60	7,112.00	(5,662.40)	20.38%
6615 · Payroll Tax Expense -Admin	1,811.92	3,593.59	22,970.00	(19,376.41)	15.65%
6701 · Insurances	5,120.00	273,855.00	352,800.00	(78,945.00)	77.62%
6703.01 · Legal	362.50	1,200.00	20,000.00	(18,800.00)	6.0%
6703.02 · Legal - CBA	1,200.00	1,200.00	30,000.00	(28,800.00)	4.0%
6705 · Office Supplies & Expenses	1,111.09	3,884.21	9,500.00	(5,615.79)	40.89%
6706 · Printing & Postage	200.00	479.29	5,000.00	(4,520.71)	9.59%
6707 · Newspaper Advertisements	0.00	0.00	1,500.00	(1,500.00)	0.0%
6708 · Computer Development Program	112.25	774.25	2,500.00	(1,725.75)	30.97%
6709 · Computerized Tax Bills	0.00	5,670.00	15,000.00	(9,330.00)	37.8%
6710 · External Accounting Fees	450.00	450.00	20,000.00	(19,550.00)	2.25%
6711 · Fire Chief Expenses	20.37	40.74	750.00	(709.26)	5.43%
6712 · Fire Prevention Offset	0.00	0.00	1,000.00	(1,000.00)	0.0%
6713 · Grants - Matching Funds	0.00	0.00	5,000.00	(5,000.00)	0.0%
6714 · Payroll Processing Fees	676.16	1,259.75	7,000.00	(5,740.25)	18.0%
6715 · Professional Fees	0.00	0.00	2,000.00	(2,000.00)	0.0%
6716 · Videographer	0.00	180.00	3,000.00	(2,820.00)	6.0%
6720 · Abatements	518.38	548.88	500.00	48.88	109.78%
6725 · Tax Sale Fee	0.00	0.00	30,000.00	(30,000.00)	0.0%
6730 · Bank Service Fee	60.00	185.00	200.00	(15.00)	92.5%
6735 · IRS HRA Fee	0.00	142.38	0.00	142.38	100.0%
6800 · Affiliated Fire Associations	0.00	0.00	750.00	(750.00)	0.0%
6905.01 · Drills & Training	235.00	235.00	2,500.00	(2,265.00)	9.4%
6905.02 · FP & EMS Training	0.00	0.00	2,500.00	(2,500.00)	0.0%
6906 · Medical Examinations	0.00	0.00	3,000.00	(3,000.00)	0.0%
6907 · Employee Support Health&Welfare	73.44	73.44	3,800.00	(3,726.56)	1.93%
6908 · Professional Development	0.00	0.00	300.00	(300.00)	0.0%
7010 · Contingency	7,209.00	7,209.00	9,000.00	(1,791.00)	80.1%
7020 · Sick Time Payout	0.00	0.00	8,000.00	(8,000.00)	0.0%
7030 · Spec. Fund Radio Box Alarm	1,088.75	1,088.75	5,000.00	(3,911.25)	21.78%
7040 · Spec. Fund Fire Prevention Exp	352.00	3,616.38	18,000.00	(14,383.62)	20.09%
7050 · Tax - Legal & Collection Fees	265.41	265.41	1,000.00	(734.59)	26.54%
7080 · Interest Expense-L-1 Truck Loan	389.25	772.94	5,000.00	(4,227.06)	15.46%
7085.01 · TANS Interest Expense	0.00	0.00	4,200.00	(4,200.00)	0.0%
7085.02 · TANS Bank Attorney Fee	0.00	0.00	2,500.00	(2,500.00)	0.0%
7085.03 · TANS Bond Counsel	0.00	0.00	4,000.00	(4,000.00)	0.0%
7085.04 · TANS Financial Advisor	0.00	0.00	3,300.00	(3,300.00)	0.0%
7305 · Capital Expenditures	0.00	0.00	0.00	0.00	0.0%
7310 · Capital Improvements	0.00	0.00	25,000.00	(25,000.00)	0.0%
8000 · General Reserves Account	0.00	0.00	0.00	0.00	0.0%
8001 · Deficit Reduction Account	0.00	0.00	60,151.00	(60,151.00)	0.0%
8010 · Station Building Fund	0.00	0.00	0.00	0.00	0.0%
8100 · Actuarial Study of Retiree HC	0.00	0.00	0.00	0.00	0.0%
<b>Total Expense</b>	<b>646,715.53</b>	<b>1,762,377.99</b>	<b>8,424,509.00</b>	<b>(6,662,131.01)</b>	<b>20.92%</b>
<b>Net Ordinary Income</b>	<b>71,269.55</b>	<b>(269,123.08)</b>	<b>0.00</b>	<b>(269,123.08)</b>	<b>100.0%</b>
<b>Net Income</b>	<b>71,269.55</b>	<b>(269,123.08)</b>	<b>0.00</b>	<b>(269,123.08)</b>	<b>100.0%</b>



8:51 AM  
09/13/18

# Cumberland Fire District Commissioner's Report

August 2018

Type	Num	Date	Name	Account	Paid Amount
Check	EFT	08/06/2018	London Health CDH	<b>1002 · FNB HRA Checking</b> 6510.03 · Healthcare Reimb. (HRA)-Retiree 6410.03 · Healthcare Reimb. (HRA) -FF 6610.03 · Healthcare Reimb. (HRA)-Admin	 -397.36 -129.45 -45.73
TOTAL					-572.54
Check	EFT	08/07/2018		<b>1001 · Navigant GF Operating</b> 6730 · Bank Service Fee	 -15.00
TOTAL					-15.00
Check	EFT	08/09/2018		<b>1001 · Navigant GF Operating</b> 1316 · MLC Receivable 6730 · Bank Service Fee	 -25.00 -15.00
TOTAL					-40.00
Check	EFT	08/09/2018		<b>1001 · Navigant GF Operating</b> 1316 · MLC Receivable 6730 · Bank Service Fee	 -25.00 -15.00
TOTAL					-40.00
Check	EFT	08/09/2018		<b>1001 · Navigant GF Operating</b> 1216 · Tax Receivable 2018 1210 · Tax Receivable Prior Years 4010 · Interest Income- Past Due Taxes	 -105.83 -211.56 -15.70
TOTAL					-333.09
Check	EFT	08/20/2018	London Health CDH	<b>1002 · FNB HRA Checking</b> 6510.03 · Healthcare Reimb. (HRA)-Retiree	 -238.30
TOTAL					-238.30
Check	EFT	08/20/2018	Navigant Credit Union	<b>1001 · Navigant GF Operating</b> 2510 · Notes Payable - L-1 Truck Loan 7080 · Interest Expense-L-1 Truck Loan	 -1,521.20 -389.25
TOTAL					-1,910.45
Check	EFT	08/27/2018	London Health CDH	<b>1002 · FNB HRA Checking</b> 6410.03 · Healthcare Reimb. (HRA) -FF 6510.03 · Healthcare Reimb. (HRA)-Retiree	 -1,454.20 -2,952.99
TOTAL					-4,407.19
Check	EFT	08/28/2018		<b>1001 · Navigant GF Operating</b> 6730 · Bank Service Fee	 -15.00
TOTAL					-15.00
Check	EFT	08/31/2018		<b>1001 · Navigant GF Operating</b> 1216 · Tax Receivable 2018 1210 · Tax Receivable Prior Years 4010 · Interest Income- Past Due Taxes	 -38.08 -52.44 -9.48
TOTAL					-100.00
Check	POS	08/02/2018	BackBlaze	<b>1001 · Navigant GF Operating</b> 6708 · Computer Development Program	 -7.75
TOTAL					-7.75
Check	POS	08/02/2018	Amazon.com	<b>1001 · Navigant GF Operating</b> 6301 · Building Supplies & Maint. 6705 · Office Supplies & Expenses	 -69.97 -13.98
TOTAL					-83.95
Check	POS	08/06/2018	Miradore Ltd	<b>1004 · FNB Fire Prevention</b> 7040 · Spec. Fund Fire Prevention Exp	 -16.00
TOTAL					-16.00

8:51 AM  
09/13/18

**Cumberland Fire District**  
**Commissioner's Report**  
August 2018

Type	Num	Date	Name	Account	Paid Amount
Check	POS	08/09/2018	Check Mate Service Line	1001 · Navigant GF Operating	
				6705 · Office Supplies & Expenses	-79.80
TOTAL					-79.80
Check	POS	08/10/2018	Amazon.com	1001 · Navigant GF Operating	
				6125 · First Aid Equip & Supplies	-57.52
TOTAL					-57.52
Check	POS	08/11/2018	Sirius XM	1001 · Navigant GF Operating	
				6711 · Fire Chief Expenses	-20.37
TOTAL					-20.37
Check	POS	08/14/2018	Battery Sharks	1004 · FNB Fire Prevention	
				7040 · Spec. Fund Fire Prevention Exp	-174.06
TOTAL					-174.06
Check	POS	08/16/2018	Wufoo	1001 · Navigant GF Operating	
				6705 · Office Supplies & Expenses	-299.00
TOTAL					-299.00
Check	POS	08/21/2018	Amazon.com	1001 · Navigant GF Operating	
				6705 · Office Supplies & Expenses	-21.90
TOTAL					-21.90
Check	POS	08/21/2018	Amazon.com	1001 · Navigant GF Operating	
				6112 · Equipment Supplies & Repairs	-37.08
TOTAL					-37.08
Check	POS	08/22/2018	Adobe Systems Inc.	1001 · Navigant GF Operating	
				6705 · Office Supplies & Expenses	-64.16
TOTAL					-64.16
Check	POS	08/31/2018	Dunkin Donuts	1001 · Navigant GF Operating	
				6907 · Employee Support Health&Welfare	-73.44
TOTAL					-73.44
Check	1014	08/16/2018	Norel Service Company, Inc.	1010 · Navigant Comm/Training	
				7030 · Spec. Fund Radio Box Alarm	-488.75
				7030 · Spec. Fund Radio Box Alarm	-600.00
TOTAL					-1,088.75
Check	1079	08/16/2018	NFPA Certification Department	1004 · FNB Fire Prevention	
				7040 · Spec. Fund Fire Prevention Exp	-150.00
TOTAL					-150.00
Check	4465	08/01/2018	Blue Cross & Blue Shield	1001 · Navigant GF Operating	
				6410.01 · Healthcare Insurance	-73,014.60
				6510.01 · Healthcare Insurance -Retirees	-11,842.35
				6610.01 · Healthcare Insurance -Admin	-7,332.78
TOTAL					-92,189.73
Check	4466	08/01/2018	Blue Cross Blue Shield -MCA	1001 · Navigant GF Operating	
				6510.01 · Healthcare Insurance -Retirees	-924.00
TOTAL					-924.00

**Cumberland Fire District  
Commissioner's Report  
August 2018**

Type	Num	Date	Name	Account	Paid Amount
Check	4490	08/01/2018	Delta Dental	1001 · Navigant GF Operating	
				6410.04 · Healthcare -Dental	-6,347.91
				6510.04 · Healthcare -Dental -Retirees	-569.73
				6610.04 · Healthcare -Dental -Admin	-869.76
TOTAL					-7,787.40
Check	4492	08/09/2018	Michael J & Erin P Spaziani	1001 · Navigant GF Operating	
				1216 · Tax Receivable 2018	-215.78
TOTAL					-215.78
Check	4493	08/09/2018	Archambault, Robert A.	1001 · Navigant GF Operating	
				6605 · District Commissioner Stipends	-800.00
TOTAL					-800.00
Check	4494	08/09/2018	Hogan, Timothy E.	1001 · Navigant GF Operating	
				6605 · District Commissioner Stipends	-800.00
TOTAL					-800.00
Check	4495	08/09/2018	Jones, Dana L.	1001 · Navigant GF Operating	
				6605 · District Commissioner Stipends	-800.00
TOTAL					-800.00
Check	4496	08/09/2018	Ouellette, Cynthia M.	1001 · Navigant GF Operating	
				6605 · District Commissioner Stipends	-875.00
TOTAL					-875.00
Check	4497	08/09/2018	Picone, Vincent M	1001 · Navigant GF Operating	
				6605 · District Commissioner Stipends	-800.00
TOTAL					-800.00
Check	4498	08/09/2018	Santoro, Paul W.	1001 · Navigant GF Operating	
				6605 · District Commissioner Stipends	-800.00
TOTAL					-800.00
Check	4499	08/09/2018	Scullin, James E.	1001 · Navigant GF Operating	
				6605 · District Commissioner Stipends	-800.00
TOTAL					-800.00
Check	4500	08/09/2018	APB Plumbing & Heating	1001 · Navigant GF Operating	
				6301 · Building Supplies & Maint.	-800.00
TOTAL					-800.00
Check	4501	08/09/2018	Depault Ace Hardware	1001 · Navigant GF Operating	
				6301 · Building Supplies & Maint.	-103.88
				6301 · Building Supplies & Maint.	-67.85
				6112 · Equipment Supplies & Repairs	-46.17
				6301 · Building Supplies & Maint.	34.16
				7040 · Spec. Fund Fire Prevention Exp	-11.94
				6301 · Building Supplies & Maint.	19.49
TOTAL					-176.19
Check	4503	08/09/2018	Kafin Oil Co., Inc.	1001 · Navigant GF Operating	
				6301 · Building Supplies & Maint.	-683.00
TOTAL					-683.00
Check	4504	08/09/2018	Moore Medical LLC	1001 · Navigant GF Operating	
				6125 · First Aid Equip & Supplies	-330.41
TOTAL					-330.41

8:51 AM  
09/13/18

**Cumberland Fire District  
Commissioner's Report  
August 2018**

Type	Num	Date	Name	Account	Paid Amount
Check	4505	08/09/2018	National Grid Elec Sta4L	1001 · Navigant GF Operating	
				6200 · Electricity	-17.03
TOTAL					-17.03
Check	4506	08/09/2018	National Grid Elec Sta5L	1001 · Navigant GF Operating	
				6200 · Electricity	-17.03
TOTAL					-17.03
Check	4507	08/09/2018	Police & Firemen's Insurance Assoc.	1001 · Navigant GF Operating	
				2028 · P & F Insurance Assoc.	-632.10
TOTAL					-632.10
Check	4508	08/09/2018	Purchase Power	1001 · Navigant GF Operating	
				6706 · Printing & Postage	-200.00
TOTAL					-200.00
Check	4509	08/09/2018	Rossi Law Offices LTD	1001 · Navigant GF Operating	
				7050 · Tax - Legal & Collection Fees	-124.99
				7050 · Tax - Legal & Collection Fees	-140.42
TOTAL					-265.41
Check	4510	08/09/2018	State of Rhode Island	1001 · Navigant GF Operating	
				6905.01 · Drills & Training	-235.00
TOTAL					-235.00
Check	4511	08/16/2018	AFLAC	1001 · Navigant GF Operating	
				2026 · AFLAC	-1,139.94
TOTAL					-1,139.94
Check	4512	08/16/2018	A & P Fire Systems	1001 · Navigant GF Operating	
				6150 · Fire Alarm Testing	-81.00
TOTAL					-81.00
Check	4513	08/16/2018	A. Charpentier Power Systems	1001 · Navigant GF Operating	
				6301 · Building Supplies & Maint.	-195.00
TOTAL					-195.00
Check	4514	08/16/2018	B & M Printing	1001 · Navigant GF Operating	
				6705 · Office Supplies & Expenses	-279.00
TOTAL					-279.00
Check	4515	08/16/2018	C & S Specialty, Inc.	1001 · Navigant GF Operating	
				6112 · Equipment Supplies & Repairs	-106.81
TOTAL					-106.81
Check	4516	08/16/2018	Cumberland Pest Control, LLC	1001 · Navigant GF Operating	
				6301 · Building Supplies & Maint.	-25.00
				6301 · Building Supplies & Maint.	-30.00
				6301 · Building Supplies & Maint.	-25.00
TOTAL					-80.00
Check	4517	08/16/2018	Kafin Oil Co., Inc.	1001 · Navigant GF Operating	
				6301 · Building Supplies & Maint.	-144.00
TOTAL					-144.00

**Cumberland Fire District  
Commissioner's Report  
August 2018**

Type	Num	Date	Name	Account	Paid Amount
Check	4518	08/16/2018	NAPA Auto Parts	1001 · Navigant GF Operating	
				6101 · Vehicle Repair & Maintenance	-11.06
				6112 · Equipment Supplies & Repairs	-2.21
				6101 · Vehicle Repair & Maintenance	-119.88
				6101 · Vehicle Repair & Maintenance	-10.99
				6101 · Vehicle Repair & Maintenance	-24.57
				6101 · Vehicle Repair & Maintenance	79.90
TOTAL					-88.81
Check	4519	08/16/2018	National Grid Elec Sta1	1001 · Navigant GF Operating	
				6200 · Electricity	-944.03
TOTAL					-944.03
Check	4520	08/16/2018	National Grid Elec Sta2	1001 · Navigant GF Operating	
				6200 · Electricity	-731.23
TOTAL					-731.23
Check	4521	08/16/2018	National Grid Elec Sta4	1001 · Navigant GF Operating	
				6200 · Electricity	-1,140.36
TOTAL					-1,140.36
Check	4522	08/16/2018	National Grid Elec Sta5	1001 · Navigant GF Operating	
				6200 · Electricity	-753.65
TOTAL					-753.65
Check	4523	08/16/2018	National Grid Elec Sta5A	1001 · Navigant GF Operating	
				6200 · Electricity	-13.76
TOTAL					-13.76
Check	4524	08/16/2018	National Grid Gas Sta1	1001 · Navigant GF Operating	
				6201 · Gas & Hot Water	-113.64
TOTAL					-113.64
Check	4525	08/16/2018	National Grid Gas Sta2	1001 · Navigant GF Operating	
				6201 · Gas & Hot Water	-38.30
TOTAL					-38.30
Check	4526	08/16/2018	National Grid Gas Sta4	1001 · Navigant GF Operating	
				6201 · Gas & Hot Water	-53.10
TOTAL					-53.10
Check	4527	08/16/2018	National Grid Gas Sta5	1001 · Navigant GF Operating	
				6201 · Gas & Hot Water	-60.78
TOTAL					-60.78
Check	4528	08/16/2018	National Grid Gas Sta5A	1001 · Navigant GF Operating	
				6201 · Gas & Hot Water	-100.00
TOTAL					-100.00
Check	4529	08/16/2018	R W Schofield	1001 · Navigant GF Operating	
				6301 · Building Supplies & Maint.	-210.00
TOTAL					-210.00
Check	4530	08/16/2018	Strobes N' More	1001 · Navigant GF Operating	
				6101 · Vehicle Repair & Maintenance	-22.99
TOTAL					-22.99

**Cumberland Fire District  
Commissioner's Report  
August 2018**

Type	Num	Date	Name	Account	Paid Amount
Check	4531	08/16/2018	Tap Auto Service	1001 · Navigant GF Operating	
				6101 · Vehicle Repair & Maintenance	-55.00
				6101 · Vehicle Repair & Maintenance	-1,021.93
TOTAL					-1,076.93
Check	4532	08/16/2018	TH Malloy & Sons, Inc	1001 · Navigant GF Operating	
				6100 · Vehicle Gas & Oil	-3,608.59
TOTAL					-3,608.59
Check	4533	08/16/2018	Verizon Wireless	1001 · Navigant GF Operating	
				6202.02 · Air Cards	-160.04
				6202.02 · Air Cards	-320.08
TOTAL					-480.12
Check	4534	08/16/2018	Woonsocket Door	1001 · Navigant GF Operating	
				6301 · Building Supplies & Maint.	-275.00
TOTAL					-275.00
Check	4535	08/22/2018	American Arbitration Association	1001 · Navigant GF Operating	
				6703.02 · Legal - CBA	-275.00
				6703.02 · Legal - CBA	-275.00
				6703.02 · Legal - CBA	-275.00
TOTAL					-825.00
Check	4536	08/22/2018	Timothy M. Bliss, Attorney at Law	1001 · Navigant GF Operating	
				6703.02 · Legal - CBA	-87.50
TOTAL					-87.50
Check	4537	08/22/2018	Cox Communications	1001 · Navigant GF Operating	
				6202.01 · Telephone	-747.58
TOTAL					-747.58
Check	4538	08/22/2018	David Cinq-Mars	1001 · Navigant GF Operating	
				6430 · Education Tuition Cost	-843.98
TOTAL					-843.98
Check	4539	08/22/2018	Narragansett Bay Comm Sta1	1001 · Navigant GF Operating	
				6210 · Sewer Assessment & Usage	-116.36
TOTAL					-116.36
Check	4540	08/22/2018	Narragansett Bay Comm Sta2	1001 · Navigant GF Operating	
				6210 · Sewer Assessment & Usage	-76.50
TOTAL					-76.50
Check	4541	08/22/2018	Narragansett Bay Comm Sta4	1001 · Navigant GF Operating	
				6210 · Sewer Assessment & Usage	-44.81
TOTAL					-44.81
Check	4542	08/22/2018	Emergency Reporting	1001 · Navigant GF Operating	
				6145 · Shared Communications	-445.67
TOTAL					-445.67
Check	4543	08/22/2018	Shell Fleet Plus	1001 · Navigant GF Operating	
				6100 · Vehicle Gas & Oil	-797.04
TOTAL					-797.04
Check	4544	08/22/2018	Minuteman Trucks, Inc	1001 · Navigant GF Operating	
				6101 · Vehicle Repair & Maintenance	-451.51
TOTAL					-451.51

**Cumberland Fire District  
Commissioner's Report  
August 2018**

Type	Num	Date	Name	Account	Paid Amount
Check	4545	08/22/2018	Piette McCoart	1001 · Navigant GF Operating	
				6710 · External Accounting Fees	-450.00
TOTAL					-450.00
Check	4546	08/22/2018	VFIS	1001 · Navigant GF Operating	
				6701 · Insurances	-5,120.00
TOTAL					-5,120.00
Check	4547	08/22/2018	Ralco Equipment Co., Inc	1001 · Navigant GF Operating	
				6101 · Vehicle Repair & Maintenance	-310.50
TOTAL					-310.50
Check	4548	08/22/2018	W.B. Mason Co., Inc	1001 · Navigant GF Operating	
				6705 · Office Supplies & Expenses	-16.06
TOTAL					-16.06
Check	4549	08/27/2018	Cumberland Fire District	1001 · Navigant GF Operating	
				1002 · FNB HRA Checking	-10,000.00
TOTAL					-10,000.00
Check	4550	08/29/2018	AFLAC	1001 · Navigant GF Operating	
				2026 · AFLAC	-1,709.91
TOTAL					-1,709.91
Check	4551	08/29/2018	Apex Technology Group	1001 · Navigant GF Operating	
				6708 · Computer Development Program	-104.50
TOTAL					-104.50
Check	4552	08/29/2018	Bob's Auto Trim	1001 · Navigant GF Operating	
				6101 · Vehicle Repair & Maintenance	-250.00
TOTAL					-250.00
Check	4553	08/29/2018	Kevin Clarke	1001 · Navigant GF Operating	
				6510.01 · Healthcare Insurance -Retirees	-57.19
TOTAL					-57.19
Check	4554	08/29/2018	Janitech	1001 · Navigant GF Operating	
				6301 · Building Supplies & Maint.	-327.88
				6301 · Building Supplies & Maint.	-45.73
				6301 · Building Supplies & Maint.	-348.12
TOTAL					-721.73
Check	4555	08/29/2018	Northeast Rescue Systems	1001 · Navigant GF Operating	
				7010 · Contingency	-5,845.00
				7010 · Contingency	-1,364.00
TOTAL					-7,209.00
Check	4556	08/29/2018	Pawtucket Water Supply Board	1001 · Navigant GF Operating	
				6211 · Water Usage Fees	-59.36
TOTAL					-59.36
Check	4557	08/29/2018	Pawtucket Water Supply -Hydrants	1001 · Navigant GF Operating	
				6215.02 · Hydrant Fees - Pawtucket	-11,732.09
TOTAL					-11,732.09
Check	4558	08/29/2018	Ralco Equipment Co., Inc	1001 · Navigant GF Operating	
				6101 · Vehicle Repair & Maintenance	-285.48
TOTAL					-285.48

8:51 AM  
09/13/18

**Cumberland Fire District**  
**Commissioner's Report**  
August 2018

Type	Num	Date	Name	Account	Paid Amount
Check	4560	08/29/2018	S&D Road Service	1001 · Navigant GF Operating	
				6101 · Vehicle Repair & Maintenance	-752.34
				6101 · Vehicle Repair & Maintenance	-1,541.58
				6101 · Vehicle Repair & Maintenance	-419.63
TOTAL					-2,713.55
Check	4561	08/29/2018	RICOH	1001 · Navigant GF Operating	
				6705 · Office Supplies & Expenses	-337.19
TOTAL					-337.19
Check	4566	08/29/2018	Kelley Nickson Morris	1001 · Navigant GF Operating	
				6703.01 · Legal	-362.50
				6703.02 · Legal - CBA	-287.50
TOTAL					-650.00



**Cumberland Fire District**  
**Trial Balance**  
**As of August 31, 2018**

	Aug 31, 18	
	Debit	Credit
1001 · Navigant GF Operating	126,881.91	
1002 · FNB HRA Checking	8,870.63	
1003 · FNB HRA Savings	0.00	
1004 · FNB Fire Prevention	14,412.88	
1005 · Navigant Savings MM	1,850,348.44	
1007 · FNB Retiree HealthCare Fund	208,673.80	
1008 · FNB Truck Fund	40.03	
1009 · FNB FP Savings	62,938.93	
1010 · Navigant Fire Alarm Maint	127,006.20	
1011 · Navigant CD	106,807.71	
1012 · Webster Bank	100,111.55	
1020 · CMEFCU - Comm/Training Acct	0.00	
1025 · CFD Checking/Savings	0.00	
1026 · CHFD Checking/Savings	0.00	
1027 · NCFD Checking/Savings	0.00	
1028 · VFFD Checking/Savings	0.00	
1140 · Tax Receivable 2004 & prior	0.00	
1170 · Tax Receivable 2008 & prior	0.00	
1175 · Tax Receivable 2009	0.00	
1180 · Tax Receivable 2010	0.00	
1185 · Tax Receivable 2011	0.00	
1190 · Tax Receivable 2012	0.00	
1195 · Tax Receivable 2013	0.00	
1200 · Tax Receivable 2014	0.00	
1205 · Tax Receivable 2015 & Prior	0.00	
1210 · Tax Receivable Prior Years	102,629.23	
1215 · Tax Receivable 2017	0.00	
1216 · Tax Receivable 2018	3,233,662.92	
1300 · Collection/Returned CK Fees	115.00	
1305 · Tax Sale Fees	5,487.11	
1310 · Radio Box Fees	3,900.00	
1311 · FF Detail Receivable	3,603.60	
1312 · Fire Prevention Fees	0.00	
1313 · Misc Fire Prevention Receivable	171.00	
1315 · Misc. Accounts Receivable	456.48	
1316 · MLC Receivable	0.00	
1320 · Prepaid Expenses	0.00	
1320.01 · Prepaid Expenses-Insurances	0.00	
1320.02 · Prepaid Expenses-Hydrant Fees	0.00	
1320.03 · Prepaid Expenses-COLA	0.00	
1320.04 · Prepaid Expenses-Clothing Allow	0.00	
1320.05 · Prepaid Expenses-Tax Sale Fees	0.00	
1320.06 · Prepaid Expenses-Comp Tx Bills	0.00	
1320.07 · Prepaid Expenses-Audit/Acct Fee	0.00	
1320.08 · Prepaid Expenses-Comm Stipends	0.00	
1320.09 · Prepaid Expenses-Educ Incentive	0.00	
1320.10 · Prepaid Expenses-Equip Testing	0.00	
1320.11 · Pepaid Expenses-Radio Box Fund	0.00	
1320.12 · Prepaid Expense-Turnout Gear	0.00	
1321 · Deferred Expense	0.00	
1321.01 · Deferred Expense 2018-19	0.00	
1400 · Land	779,800.00	
1500 · Buildings & Improvements	1,541,935.09	
1505 · Vehicles & Equipment	3,163,276.76	
1506 · Radio Equipment	76,354.12	
1510 · Fire Prevention Equipment	551,383.84	
1515 · Office Equipment	10,081.93	
1520 · Furniture and Fixtures	17,022.90	
1600 · Accumulated Depreciation		4,467,717.00
1050 · Petty Cash-Tax Collector	750.00	
1055 · Petty Cash Fire Chief	500.00	
2000 · Accounts Payable	0.00	
2000.01 · Accounts Payable 2016	0.00	

**Cumberland Fire District**  
**Trial Balance**  
**As of August 31, 2018**

	Aug 31, 18	
	Debit	Credit
2005 · Accrued Payroll at FYE	0.00	
2010 · Payroll Taxes SS/MED	0.00	
2011 · Payroll Tax FED W/H	34.54	
2012 · Payroll Tax ST W/H	0.00	
2013 · Payroll Tax SDI WH		230.74
2015 · Union Dues WH	0.00	
2020.1 · State Pension WH EE 414H (VF1)	0.00	
2020.2 · State Pension WH EE 414H (CF2)	0.00	
2020.3 · State Pension WH EE 414H (CH4)	0.00	
2020.4 · State Pension WH EE 414H (NC5)	0.00	
2025.1 · 457(b) W/H AMI	0.00	
2025.2 · 457(b) W/H Nationwide	0.00	
2026 · AFLAC	418.47	
2027.2 · Garnishment WH (CF2)	0.00	
2027.3 · Garnishment WH (CH4)	0.00	
2027.4 · Garnishment WH (NC5)	0.00	
2028 · P & F Insurance Assoc.		191.17
2035 · CMEFCU - SAVINGS	0.00	
2250 · Deferred Tax Revenue 2015/2016	0.00	
2251 · Deferred Taxes 2016 & prior	0.00	
2252 · Deferred Tax Revenue 2017-2018		95,612.80
2253 · Deferred Tax Revenue 2018-2019		6,409,890.94
2280 · Misc Other Deferred Revenue		265.00
2281 · Deferred Tax Sale Fee Income		3,325.69
2285 · Deferred Radio Box Income		587.29
2286 · Deferred Radio Box Income 2019		2,600.00
2505 · Notes Payable - NCFD Truck Loan	0.00	
2510 · Notes Payable - L-1 Truck Loan		80,666.36
2512 · TAN Payable	0.00	
2520.1 · ACC. Retirement (ER)(VF1)	0.00	
2520.2 · ACC. Retirement (ER)(CF2)	0.00	
2520.3 · ACC. Retirement (ER)(CH4)	0.00	
2520.4 · ACC. Retirement (ER)(NC5)	0.00	
2600 · Accrued Expenses	0.00	
2700 · Accrued 2016 Tax Revenue	0.00	
2700.01 · Accrued Tax Revenue 2017	0.00	
2705 · Accrued 2016 Radio Box Income	0.00	
2705.01 · Accrued Radio Box Income 2017	0.00	
3200 · Unrestricted Net Assets	417,221.31	
3300 · Fund Balance transfer from Old		1,722,932.47
4000.03 · Tax Revenue 2018		1,287,081.16
4001 · Tax Revenue Prior Years		104,427.53
4010 · Interest Income- Past Due Taxes		11,353.98
4015 · Fire Prevention/Plan Review		5,923.00
4050 · Interest Income General Fund		2,215.62
4065 · Interest Income Fire Prevention		22.17
4070 · Interest Income-Retiremt Health		84.09
4080 · Interest Income Navigant CD		224.26
4105 · Reimbursed Ins.-Former Employee		9,818.23
4110 · Miscellaneous Other Income		994.00
4110.3 · Detail Reimbursement		8,046.60
4110.4 · IOD Ins. Reimbursement		19,166.27
4110.6 · MLC Fees		5,400.00
4111 · Income Radio Box 2018		36,000.00
4115 · Tax Sale Fee Income		2,498.00
6100 · Vehicle Gas & Oil	7,924.67	
6101 · Vehicle Repair & Maintenance	16,703.99	
6110 · Equipment Purchase & Upgrading	94.68	
6112 · Equipment Supplies & Repairs	260.10	
6113 · Equip Testing & Certification	2,900.00	
6125 · First Aid Equip & Supplies	387.93	
6145 · Shared Communications	1,337.01	
6150 · Fire Alarm Testing	81.00	

**Cumberland Fire District**  
**Trial Balance**  
**As of August 31, 2018**

	Aug 31, 18	
	Debit	Credit
6200 · Electricity	6,644.65	
6201 · Gas & Hot Water	765.85	
6202.01 · Telephone	1,810.37	
6202.02 · Air Cards	960.24	
6210 · Sewer Assessment & Usage	464.03	
6211 · Water Usage Fees	118.25	
6215.01 · Hydrant Fees - Cumberland	224,070.00	
6215.02 · Hydrant Fees - Pawtucket	23,085.72	
6301 · Building Supplies & Maint.	5,201.30	
6400.01 · Firefighters Salaries	428,167.01	
6400.02 · EMT Incentive	13,015.04	
6400.03 · OT Wages	163,772.17	
6400.08 · Holiday Stipend	28,017.10	
6400.09 · Longevity Pay	17,593.53	
6400.10 · Acting Officer Pay	397.70	
6400.11 · Detail Pay	3,654.00	
6400.13 · Injured on Duty Salaries	20,159.95	
6400.14 · Clothing Allowance	43,038.00	
6400.15 · Education Incentive	6,000.00	
6401 · Payroll Tax Expense	52,105.72	
6402 · Pension Expense	121,774.85	
6410.01 · Healthcare Insurance	146,029.20	
6410.02 · Healthcare Co-Pays		21,673.12
6410.03 · Healthcare Reimb. (HRA) -FF	9,238.69	
6410.04 · Healthcare -Dental	12,695.82	
6420 · Life Insurance	7,500.00	
6430 · Education Tuition Cost	843.98	
6510.01 · Healthcare Insurance -Retirees	25,647.58	
6510.03 · Healthcare Reimb. (HRA)-Retiree	4,011.51	
6510.04 · Healthcare -Dental -Retirees	1,139.46	
6520 · COLA - Retirees	11,934.47	
6600 · Administrative Salaries	48,529.42	
6605 · District Commissioner Stipends	3,783.36	
6610.01 · Healthcare Insurance -Admin	14,665.56	
6610.02 · Healthcare Co-Pays -Admin		1,773.03
6610.03 · Healthcare Reimb. (HRA)-Admin	1,126.62	
6610.04 · Healthcare -Dental -Admin	1,449.60	
6615 · Payroll Tax Expense -Admin	3,593.59	
6701 · Insurances	273,855.00	
6703.01 · Legal	1,200.00	
6703.02 · Legal - CBA	1,200.00	
6705 · Office Supplies & Expenses	3,884.21	
6706 · Printing & Postage	479.29	
6708 · Computer Development Program	774.25	
6709 · Computerized Tax Bills	5,670.00	
6710 · External Accounting Fees	450.00	
6711 · Fire Chief Expenses	40.74	
6714 · Payroll Processing Fees	1,259.75	
6716 · Videographer	180.00	
6720 · Abatements	548.88	
6730 · Bank Service Fee	185.00	
6735 · IRS HRA Fee	142.38	
6905.01 · Drills & Training	235.00	
6907 · Employee Support Health&Welfare	73.44	
7010 · Contingency	7,209.00	
7030 · Spec. Fund Radio Box Alarm	1,088.75	
7040 · Spec. Fund Fire Prevention Exp	3,616.38	
7050 · Tax - Legal & Collection Fees	265.41	
7080 · Interest Expense-L-1 Truck Loan	772.94	
9999 · Ask My Accountant	0.00	
<b>TOTAL</b>	<b><u>14,300,720.52</u></b>	<b><u>14,300,720.52</u></b>

# FC-R-2018-25

## CUMBERLAND FIRE DISTRICT

### Resolution

**RESOLUTION:** Authorizing the Finance Director to abate and/or adjust \$868.58 for the months of June, July and August 2018.

**WHEREAS:** The Finance Director has determined that the following items totaling \$868.58 should be abated and/or adjusted for reasons noted:

**NOW, THEREFORE, BE IT RESOLVED BY THE CUMBERLAND FIRE DISTRICT AS FOLLOWS:**

Account	Receivable	Name/Address	Amount	Reason
F00-0000-77	2017 TAX SALE-2	BRELSFORD DANIEL R	\$ 125.00	OVERCHARGED TAX SALE FEES
F00-9189-67	2017 TAX SALE-2	RODRIGUEZ FRANCISCO	\$ 300.00	INCORRECT TAX SALE RECEIVABLE /ADDED TO 2018
F22-0471-30	2017 RP Tax Roll	VECCHIO THEODORE R ETUX JOANNE	\$ 30.50	PAYMENT MISAPPLIED TO INTEREST 01/12/2018
F00-9080-56	2017 Tng Tax Roll	PORTILLO SEBASTIAN C	\$ 25.00	IMPROPER TNG TAX APPLIED TO MV
F00-9129-05	2017 Tng Tax Roll	ASCO HEALTHCARE OF NE - OMNICARE OF RI	\$ 69.11	TOWN ABATED 2017-BUSINESS CONSOLIDATION
F00-8675-38	2017 Tng Tax Roll	MAC GRAY SERVICES INC	\$ 60.94	TOWN ABATED 2017 BUSINESS CONSOLIDATION
F00-9214-84	2017 Tng Tax Roll	BRODIE SCOTT D	\$ 25.00	MV TAXED IN ERROR
F00-9214-85	2017 Tng Tax Roll	CODY TODD O	\$ 63.33	MV TAXED IN ERROR
F00-0102-58	2018 RP Tax Roll	US BANK NATIONAL ASSOCIATION	\$ 28.94	TOWN LOWERED ASSESSED VALUE
F00-9939-94	2018 RP Tng Sup Roll	GIGUERE MARC A ETUX	\$ 90.76	DUPLICATE OF PARCEL MADE IN NE
F00-9080-56	2018 Tng Tax Roll	PORTILLO SEBASTIAN C	\$ 25.00	MV TAXED IN ERROR
F00-8973-41	2018 Tng Tax Roll	SWIFTSURE EDITING LLC	\$ 25.00	TAXED IN ERROR, TOWN ABATED 6/2/18
<b>ABATEMENTS</b>			<b>\$ 868.58</b>	

**Section 1:** The Finance Director is authorized to abate and/or adjust \$868.58 for the months of June, July and August, 2018.

Date adopted: September 27, 2018

\_\_\_\_\_  
Cynthia Ouellette, Chairperson

**PASSED:**

**YAY:**                      **NAY:**

- 1
- 2
- 3
- 4
- 5
- 6
- 7
- 8
- 9
- 0
- 1
- 2
- 3
- 4
- 5
- 6
- 7
- 8
- 9
- 0
- 1
- 2
- 3
- 4
- 5
- 6
- 7

**WHEREAS:** All repairs have been made with the approval of the Chief.

**RESOLVED:** The Business Manager is authorized to pay C&S Specialty Repair an amount not to exceed \$3,446.23.

Voted on this 27th day of September, 2018

Cynthia Ouellette, Chairperson

PASSED:  
YAY:            NAY:

# Invoice

Invoice Number


R7781

Invoice Date

Sep 14, 2018

Page:

1



C&S SPECIALTY REPAIR\_DIV  
1181 OLD SMITHFIELD RD  
N. SMITHFIELD, RI 02896

Sold To:

CUMBERLAND FIRE DEPT  
3502 MENDON RD  
CUMBERLAND, RI 02864

Ship to:

CUMBERLAND FIRE DEPT  
3502 MENDON RD  
CUMBERLAND, RI 02864

Customer ID		Customer PO		Payment Terms	
CUMBR		CUMBERLAND E-1		Net 30 Days	
Work Order #		Shipping Method		Ship Date	Due Date
18-388		UPS Ground			10/14/18
WO Item #	Inventory#	Description	Unit Price	Extension	
		YEAR: 2004			
		MAKE: PIERCE			
		MODEL: ENGINE			
		JOB# 15143			
		VIN# 4P1CT02A24A004083			
		MILES: 97,490			
		E-1			
1.00		CUSTOMER WOULD LIKE FRC LIGHT POLE			
		PARTS INSTALLED.			
1.00		VERIFIED CUSTOMERS COMPLAINT AND			
		REMOVED THE OLD LIGHT POLE COLLAR			
		LOCKS AND INSTALLED NEW.			
1.00		LABOR: 1.5 HRS			
2.00		CUSTOMER STATES THAT THE NO 2			
		DISCHARGE VALVE IS LEAKING BY.			
2.00		OPERATED THE VALVE BUT FOUND NO			
		LEAK BY CONDITION. WE DID HOWEVER			
		FIND THE NUMBER-1 DISCHARGE			

Check/Credit Memo N

Fed ID 05-0408151

Subtotal

Continued

Sales Tax

Continued

Freight

Continued

Total Invoice Amount

Continued


Payment/Credit Applied

**TOTAL**

Continued

**NO RETURNS ALLOWED AFTER 30 DAYS**Visit our Web Site at: [www.cssspecialty.com](http://www.cssspecialty.com)[info@cssspecialty.com](mailto:info@cssspecialty.com)

Voice: 401-769-2260  
fax: 401-769-2270



C&S SPECIALTY REPAIR DIV  
1181 OLD SMITHFIELD RD  
N. SMITHFIELD, RI 02896

# Invoice

Invoice Number

R7781

Invoice Date

Sep 14, 2018

Page:

2

Sold To:

CUMBERLAND FIRE DEPT  
3502 MENDON RD  
CUMBERLAND, RI 02864

Ship to

CUMBERLAND FIRE DEPT  
3502 MENDON RD  
CUMBERLAND, RI 02864

Customer ID		Customer PO		Payment Terms	
CUMBRI		CUMBERLAND E-1		Net 30 Days	
Work Order #		Shipping Method		Ship Date	Due Date
18-388		UPS Ground			10/14/18
WO Item #	Inventory#	Description	Unit Price	Extension	
		LEAKING. VALVE WAS DIFFICULT TO			
		REMOVE, ONCE OUT			
2.00		WE DISASSEMBLED AND REBUILT.			
		REINSTALLED VALVE AND TESTED.			
2.00		LABOR: 2.5 HRS			
3.00		CUSTOMER STATES THAT THE MASTER			
		DISCHARGE GAUGE IS NOT READING			
		CORRECTLY.			
3.00		WILL SPECIAL ORDER			
4.00		CUSTOMER STATES THAT THE HYDRAULIC			
		HOSE FOR THE FOAM SYSTEM IS			
		LEAKING. SEE ME FOR LOCATION.			
4.00		VERIFIED CUSTOMERS COMPLAINT AND			
		DID FIND THE HOSE LEAKING. REMOVED			
		HOSE AND NEW HOSE FABRICATED.			
		REINSTALLED NEW HOSE AND TESTED			
		REPAIRS.			
4.00		LABOR: 1.5 HRS			

Check/Credit Memo N

Fed ID 05-0408151

Subtotal

Continued

Sales Tax

Continued

Freigh

Continued

Total Invoice Amou

Continued

Payment/Credit Applic

**TOTAL**

Continued

**NO RETURNS ALLOWED AFTER 30 DAYS**

Vist our Web Site at: [www.cssspecialty.com](http://www.cssspecialty.com)

[info@cssspecialty.com](mailto:info@cssspecialty.com)

Voice: 401-769-2260

fax: 401-769-2270

# Invoice

Invoice Number


R7781

Invoice Date

Sep 14, 2018

Page:

3



C&S SPECIALTY REPAIR DIV  
1181 OLD SMITHFIELD RD  
N. SMITHFIELD, RI 02896

Sold To:

CUMBERLAND FIRE DEPT  
3502 MENDON RD  
CUMBERLAND, RI 02864

Ship to:

CUMBERLAND FIRE DEPT  
3502 MENDON RD  
CUMBERLAND, RI 02864

Customer ID		Customer PO		Payment Terms	
CUMBRI		CUMBERLAND E-1		Net 30 Days	
Work Order #		Shipping Method		Ship Date	Due Date
18-388		UPS Ground			10/14/18
WO Item #	Inventory#	Description	Unit Price	Extension	
5.00		CUSTOMER WOULD LIKE A PUMP SERVICE.			
5.00		CHANGED OIL IN T-CASE, CHANGED			
		AUTO LUBE OIL, LUBE ALL VALVES AND			
		LINKAGE, CHECKED ALL PUMP			
		FITTINGS, CHECKED FRONT BEARING,			
		CHECKED ENGINE GOVERNOR,			
5.00		CHECKED PUMP SHIFT, CHECKED			
		INDICATOR LIGHTS, CHECKED HEAT			
		EXCHANGER, CHECKED PUMP GAUGES,			
		CHECKED FOR LEAKS FROM THE PUMP,			
		PERFORMED VACUUM TEST,			
5.00		ADJUSTED PACKING'S AS NEEDED.			
5.00		LABOR: 3.0 HRS			
6.00		CUSTOMER STATES THAT THE DECK GUN			
		DRAIN HAS WATER CONTINUOUS LEAKING.			
6.00		VERIFIED CUSTOMERS COMPLAINT AND			
		REMOVED THE AUTO DRAIN AND CLEANED			
		AND REINSTALLED. WE ALSO REMOVED			

Check/Credit Memo N

Fed ID 05-0408151

Subtotal

Continued

Sales Tax

Continued

Freight

Continued

Total Invoice Amount

Continued

Payment/Credit Applied

**TOTAL**

Continued

**NO RETURNS ALLOWED AFTER 30 DAYS**Visit our Web Site at: [www.cssspecialty.com](http://www.cssspecialty.com)[info@cssspecialty.com](mailto:info@cssspecialty.com)

Voice: 401-769-2260

fax: 401-769-2270



# Invoice

Invoice Number


R7781

Invoice Date

Sep 14, 2018

Page:

4



C&S SPECIALTY REPAIR\_DIV  
1181 OLD SMITHFIELD RD  
N. SMITHFIELD, RI 02896

Sold To:

CUMBERLAND FIRE DEPT  
3502 MENDON RD  
CUMBERLAND, RI 02864

Ship to:

CUMBERLAND FIRE DEPT  
3502 MENDON RD  
CUMBERLAND, RI 02864

Customer ID		Customer PO		Payment Terms	
CUMBRI		CUMBERLAND E-1		Net 30 Days	
Work Order #		Shipping Method		Ship Date	Due Date
18-388		UPS Ground			10/14/18
WO Item #	Inventory#	Description	Unit Price	Extension	
		THE DECK GUN VALVE AND INSPECTED			
		AND WAS FOUND TO NEED TO			
6.00		BE REBUILT. DISASSEMBLED THE VALVE			
		REBUILT AND REINSTALLED. TESTED			
		REPAIRS.			
6.00		LABOR: 1.5 HRS			
7.00		WE ALSO FOUND THE DELUGE VALVE			
		LEAKING BY. REMOVED THE VALVE AND			
		DISASSEMBLED AND REBUILT AND			
		REINSTALLED. TESTED REPAIRS.			
7.00		LABOR: 1.5 HRS			
8.00		CUSTOMER STATES THAT THE OFFICERS			
		REAR DOOR WILL NOT STAY CLOSED.			
8.00		VERIFIED CUSTOMERS COMPLAINT AND			
		REMOVED THE INNER DOOR PANEL TO			
		GAIN ACCESS TO THE DOOR LATCH.			
		FOUND HEAVY RUST, USING			
		PENETRATING FLUID WE FREED UP THE			

Check/Credit Memo N

Fed ID 05-0408151

Subtotal

Continued

Sales Tax

Continued

Freight

Continued

Total Invoice Amount

Continued

Payment/Credit Applied

**TOTAL**

Continued

**NO RETURNS ALLOWED AFTER 30 DAYS**Visit our Web Site at: [www.cssspecialty.com](http://www.cssspecialty.com)[info@cssspecialty.com](mailto:info@cssspecialty.com)

Voice: 401-769-2260

fax: 401-769-2270

# Invoice

Invoice Number  
R7781

Invoice Date  
Sep 14, 2018

Page:  
5



C&S SPECIALTY REPAIR DIV  
1181 OLD SMITHFIELD RD  
N. SMITHFIELD, RI 02896

Sold To:

CUMBERLAND FIRE DEPT  
3502 MENDON RD  
CUMBERLAND, RI 02864

Ship to

CUMBERLAND FIRE DEPT  
3502 MENDON RD  
CUMBERLAND, RI 02864

Customer ID		Customer PO		Payment Terms	
CUMBRI		CUMBERLAND E-1		Net 30 Days	
Work Order #		Shipping Method		Ship Date	Due Date
18-388		UPS Ground			10/14/18
WO Item #	Inventory#	Description	Unit Price	Extension	
8.00		DOOR LATCH HANDLE AND ADJUSTED THE			
		CONNECTING RODS AND LUBRICATED.			
		TESTED REPAIRS.			
8.00		LABOR: 1.5 HRS			
9.00		CUSTOMER STATES THAT THE OFFICERS			
		REAR DOOR STRAPPED HAS BROKEN			
		BOLTS.			
9.00		VERIFIED CUSTOMERS COMPLAINT AND			
		DRILLED OUT THE BROKEN HARDWARE			
		AND INSTALLED WITH NEW AND			
		REINSTALLED THE INNER DOOR PANEL.			
9.00		LABOR: 1.0 HRS			
10.00		WHILE THE ENGINE WAS IN THE AIR WE			
		NOTICED 2 AIR TANKS LOCATED UNDER			
		THE DRIVERS SIDE PUMP PANEL WERE			
		ROTTEN. CUSTOMER AUTHORIZED			
		REPAIRS. DISCONNECTED ALL THE			
10.00		AIR LINES AND REMOVED BOTH AIR			

Check/Credit Memo N

Fed ID 05-0408151

Subtotal

Continued

Sales Tax

Continued

Freight

Continued

Total Invoice Amount

Continued

Payment/Credit Application

**TOTAL**

Continued


**NO RETURNS ALLOWED AFTER 30 DAYS**

Visit our Web Site at: [www.cssspecialty.com](http://www.cssspecialty.com)

[info@cssspecialty.com](mailto:info@cssspecialty.com)

Voice: 401-769-2260

fax: 401-769-2270



C&S SPECIALTY REPAIR DIV  
1181 OLD SMITHFIELD RD  
N. SMITHFIELD, RI 02896

# Invoice

Invoice Number

R7781

Invoice Date

Sep 14, 2018

Page:

6

Sold To:

CUMBERLAND FIRE DEPT  
3502 MENDON RD  
CUMBERLAND, RI 02864

Ship to

CUMBERLAND FIRE DEPT  
3502 MENDON RD  
CUMBERLAND, RI 02864

Customer ID		Customer PO		Payment Terms	
CUMBRI		CUMBERLAND E-1		Net 30 Days	
Work Order #		Shipping Method		Ship Date	Due Date
18-388		UPS Ground			10/14/18
WO Item #	Inventory#	Description	Unit Price	Extension	
		TANKS. CHANGED FITTINGS FROM THE			
		OLD TANK TO THE NEW AND INSTALLED			
		BOTH NEW TANKS. CONNECTED ALL THE			
		LINES AND CHECKED FOR LEAKS.			
10.00		LABOR: 3.5 HRS			
11.00		CUSTOMER ASKED TO HAVE THE FRAME			
		RAILS CLEANED AND UNDERCOATED.			
		REMOVED AS MUCH FLAKING RUST AS WE			
		COULD AND UNDERCOATED AS NEEDED.			
10.00		LABOR: 4.0 HRS			
1.00	AKR-9147	3" Conversion Kit w/Metal Ball	117.18	117.18	
2.00	WAT-K464	2-1/2" REPAIR KITS	55.00	110.00	
1.00		SHOP SUPPLIES:	70.00	70.00	
4.00	PART-01	UC101 rubber	6.59	26.36	
6.00	PART-01	UC101 rubberized undercoat	7.07	42.42	
1.00	PART-01	50-1876 tank	231.15	231.15	
1.00	PART-01	55-0035 air tank	218.75	218.75	
1.00	PART-01	make-up 3/4" hydraulic hose	198.94	198.94	

Check/Credit Memo N

Fed ID 05-0408151

Subtotal

Continued

Sales Tax

Continued

Freigh

Continued

Total Invoice Amou

Continued

Payment/Credit Applic

**TOTAL**

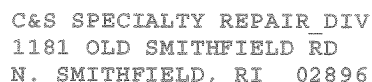
Continued

**NO RETURNS ALLOWED AFTER 30 DAYS**

Vist our Web Site at: [www.cssspecialty.com](http://www.cssspecialty.com)

[info@cssspecialty.com](mailto:info@cssspecialty.com)

Voice: 401-769-2260  
fax: 401-769-2270



## Invoice Number

R7781

Invoice Date

Sep 14, 2018

Page:

7

Sold To:

CUMBERLAND FIRE DEPT  
3502 MENDON RD  
CUMBERLAND, RI 02864

Ship tc

CUMBERLAND FIRE DEPT  
3502 MENDON RD  
CUMBERLAND, RI 02864

Check/Credit Memo N

Fed ID 05-0408151

Subtotal	3,397.66
----------	----------

Sales Tax

Freight	48.57
---------	-------

Total Invoice Amou	3,446.23
--------------------	----------

Payment/Credit Application

TOTAL	3,446.23
-------	----------

**NO RETURNS ALLOWED AFTER 30 DAYS**

Vist our Web Site at: [www.cssspecialty.com](http://www.cssspecialty.com)

info@cssspecialty.com

Voice: 401-769-2260  
fax: 401-769-2270

1  
2  
3  
4  
5  
6  
7  
8  
9  
0  
1  
2  
3  
4  
5  
6  
7  
8  
9  
0  
1  
2  
3  
4  
5  
6  
7  
8  
9  
0  
1  
2  
3  
4  
5

**RESOLVED:** The Fire Chief shall manage the LED Lighting Energy Efficiency Project for all Stations with RISE Engineering and National Grid, and the Business Manager may pay the sum of \$1,512.83 per month to \_\_\_\_\_ for 36 months.

1  
2  
3  
4  
5  
6  
7  
8  
9  
10

Voted on this 27<sup>th</sup> day of September, 2018

PASSED:  
YAY:            NAY:

---

Cynthia Ouellette, Chairperson

# CUMBERLAND FIRE DEPARTMENT

## LED LIGHTING ENERGY EFFICIENCY PROPOSAL



**STATION 1  
555 HIGH ST  
CUMBERLAND, RI 02864  
SEPTEMBER 21, 2018**

*Brian Pincince  
Energy Specialist  
RISE Engineering  
bpincince@RISEengineering.com*

## DESIGN / LAYOUT MODIFICATIONS:

- ALL EXISTING 2X2 AND 2X4 TROFFERS WILL BE REPLACED WITH NEW LED FIXTURES
- REPLACE ANY EXISTING FLUORESCENT STRIP AND WRAP FIXTURES WITH LED
- INSTALL WALL SWITCH OCCUPANCY SENSORS FOR SPECIFIED OFFICE AREAS AND RESTROOMS
- INSTALL OCCUPANCY SENSORS FOR SPECIFIED GARAGE BAY AREAS
- REPLACE ALL EXISTING EXTERIOR HID LIGHTING WITH NEW LED FIXTURES WITH PHOTOCELLS

## TURNKEY SERVICES INCLUDES THE FOLLOWING:

- APPLICATION AND INCENTIVE PROCUREMENT WITH NATIONAL GRID
- PROJECT MANAGEMENT
- INSTALLATION & MATERIAL
- STORAGE TRAILERS
- RECYCLING LAMPS/BALLASTS
- DUMPSTERS (FIXTURE & TRASH REMOVAL)

*\*2-3 WEEK LEAD TIME ON MATERIAL*

*\*1-2 WEEK INSTALLATION*



**CUMBERLAND FD STATION 1 LED LIGHTING**

**Financial Summary**

<b>Total Project Cost</b>	<b>\$</b>	<b>19,335</b>
<b>UPSTREAM Incentives</b>	<b>\$</b>	<b>(30)</b>
<b>Estimated Electric Incentive</b>	<b>\$</b>	<b>(4,555)</b>
<b>Customer Net Cost</b>	<b>\$</b>	<b>14,750</b>
<b>Estimated Energy Cost Savings Annually</b>	<b>\$</b>	<b>3,859</b>
<b>Estimated Maintenance Savings</b>	<b>\$</b>	<b>500</b>
<b>Return on Investment (ROI)</b>		<b>30%</b>
<b>Simple Payback in Years</b>		<b>3.4</b>

**Energy Savings**

<b>kW Reduction</b>	<b>kWh Reduction</b>
<b>5.22</b>	<b>20,311</b>

**Pollution Savings**

<b>CO2 Reduction (lbs)</b>	<b>NOx Reduction (lbs)</b>	<b>SO2 Reduction (lbs)</b>
<b>19,498</b>	<b>5.1</b>	<b>0.6</b>

<b>Customer Net Cost After Incentives</b>	<b>\$</b>	<b>14,750.13</b>
<b>Monthly Payment for 36 Months</b>	<b>\$</b>	<b>409.73</b>
<b>Monthly Energy Savings</b>	<b>\$</b>	<b>321.58</b>
<b>Relative Cost for 36 Months</b>	<b>\$</b>	<b>88.14</b>

# CUMBERLAND FIRE DEPARTMENT

## LED LIGHTING ENERGY EFFICIENCY PROPOSAL



**STATION 2  
1530 MENDON RD  
CUMBERLAND, RI 02864  
SEPTEMBER 24, 2018**

*Brian Pincince  
Energy Specialist  
RISE Engineering  
bpincince@RISEengineering.com*

## DESIGN / LAYOUT MODIFICATIONS:

- ALL INTERIOR ROOMS WITH 2X2 AND 2X4 TROFFERS WILL BE RE LAMPED WITH NEW BALLASTS
- REPLACE 2X4 TROFFERS IN BAY GARAGE WITH NEW 2X4 LED FIXTURES
- INSTALL OCCUPANCY MOTION SENSORS FOR THE BAY GARAGE AREA

## TURNKEY SERVICES INCLUDES THE FOLLOWING:

- APPLICATION AND INCENTIVE PROCUREMENT WITH NATIONAL GRID
- PROJECT MANAGEMENT
- INSTALLATION & MATERIAL
- STORAGE TRAILERS
- RECYCLING LAMPS/BALLASTS
- DUMPSTERS (FIXTURE & TRASH REMOVAL)

*\*2-3 WEEK LEAD TIME ON MATERIAL*

*\*1-2 WEEK INSTALLATION*



Division of Thielsch Engineering, Inc  
 1341 Elmwood Avenue  
 Cranston, Rhode Island 02910

**nationalgrid**

## Cumberland FD Station 2 LED Lighting

### Financial Summary

<b>Total Project Cost</b>	<b>\$ 4,905</b>
<b>Estimated Electric Incentive</b>	<b>\$ (540)</b>
<b>Customer Net Cost</b>	<b>\$ 4,365</b>
<b>Estimated Energy Cost Savings Annually</b>	<b>\$ 822</b>
<b>Estimated Maintenance Savings</b>	<b>\$ 250</b>
<b>Return on Investment (ROI)</b>	<b>25%</b>
<b>Simple Payback in Years</b>	<b>4.1</b>

### Energy Savings

<b>kW Reduction</b>	<b>kWh Reduction</b>
<b>1.26</b>	<b>4,654</b>

### Pollution Savings

<b>CO2 Reduction (lbs)</b>	<b>NOx Reduction (lbs)</b>	<b>SO2 Reduction (lbs)</b>
<b>4,468</b>	<b>1.2</b>	<b>0.1</b>

# CUMBERLAND FIRE DEPARTMENT

## LED LIGHTING ENERGY EFFICIENCY PROPOSAL



**STATION 4  
3502 MENDON RD  
CUMBERLAND, RI 02864  
SEPTEMBER 21, 2018**

*Brian Pincince  
Energy Specialist  
RISE Engineering  
bpincince@RISEengineering.com*

## DESIGN / LAYOUT MODIFICATIONS:

- ALL EXISTING 2X2 AND 2X4 TROFFERS WILL BE REPLACED WITH NEW LED FIXTURES
- REPLACE ANY EXISTING FLUORESCENT STRIP AND WRAP FIXTURES WITH LED
- INSTALL WALL SWITCH OCCUPANCY SENSORS FOR SPECIFIED OFFICE AREAS AND RESTROOMS
- INSTALL OCCUPANCY SENSORS FOR SPECIFIED GARAGE BAY AREAS
- REPLACE ALL EXISTING EXTERIOR HID LIGHTING WITH NEW LED FIXTURES WITH PHOTOCELLS

## TURNKEY SERVICES INCLUDES THE FOLLOWING:

- APPLICATION AND INCENTIVE PROCUREMENT WITH NATIONAL GRID
- PROJECT MANAGEMENT
- INSTALLATION & MATERIAL
- STORAGE TRAILERS
- RECYCLING LAMPS/BALLASTS
- DUMPSTERS (FIXTURE & TRASH REMOVAL)

*\*2-3 WEEK LEAD TIME ON MATERIAL*

*\*1-2 WEEK INSTALLATION*

**CUMBERLAND HILL FD STATION 4 LED LIGHTING**

**Financial Summary**

<b>Total Project Cost</b>	<b>\$</b>	<b>29,878</b>
<b>UPSTREAM Incentives</b>	<b>\$</b>	<b>(26)</b>
<b>Estimated Electric Incentive</b>	<b>\$</b>	<b>(7,150)</b>
<b>Customer Net Cost</b>	<b>\$</b>	<b>22,702</b>
<b>Estimated Energy Cost Savings Annually</b>	<b>\$</b>	<b>4,733</b>
<b>Estimated Maintenance Savings</b>	<b>\$</b>	<b>500</b>
<b>Return on Investment (ROI)</b>		<b>23%</b>
<b>Simple Payback in Years</b>		<b>4.3</b>

**Energy Savings**

<b>kW Reduction</b>	<b>kWh Reduction</b>
<b>5.92</b>	<b>24,911</b>

**Pollution Savings**

<b>CO2 Reduction (lbs)</b>	<b>NOx Reduction (lbs)</b>	<b>SO2 Reduction (lbs)</b>
<b>23,914</b>	<b>6.2</b>	<b>0.8</b>

<b>Customer Net Cost After Incentives</b>	<b>\$</b>	<b>22,702.26</b>
<b>Monthly Payment for 36 Months</b>	<b>\$</b>	<b>630.62</b>
<b>Monthly Energy Savings</b>	<b>\$</b>	<b>394.42</b>
<b>Relative Cost for 36 Months</b>	<b>\$</b>	<b>236.20</b>

# CUMBERLAND FIRE DEPARTMENT

## LED LIGHTING ENERGY EFFICIENCY PROPOSAL



**STATION 5  
50 ARNOLD MILLS RD  
CUMBERLAND, RI 02864  
SEPTEMBER 21, 2018**

*Brian Pincince  
Energy Specialist  
RISE Engineering  
bpincince@RISEengineering.com*



## DESIGN / LAYOUT MODIFICATIONS:

- ALL EXISTING 2X2 AND 2X4 TROFFERS WILL BE REPLACED WITH NEW LED FIXTURES
- REPLACE ANY EXISTING FLUORESCENT STRIP AND WRAP FIXTURES WITH LED
- INSTALL WALL SWITCH OCCUPANCY SENSORS FOR SPECIFIED OFFICE AREAS AND RESTROOMS
- INSTALL OCCUPANCY SENSORS FOR SPECIFIED GARAGE BAY AREAS
- REPLACE ALL EXISTING EXTERIOR HID LIGHTING WITH NEW LED FIXTURES WITH PHOTOCELLS

## TURNKEY SERVICES INCLUDES THE FOLLOWING:

- APPLICATION AND INCENTIVE PROCUREMENT WITH NATIONAL GRID
- PROJECT MANAGEMENT
- INSTALLATION & MATERIAL
- STORAGE TRAILERS
- RECYCLING LAMPS/BALLASTS
- DUMPSTERS (FIXTURE & TRASH REMOVAL)

*\*2-3 WEEK LEAD TIME ON MATERIAL*

*\*1-2 WEEK INSTALLATION*



Division of Thielsch Engineering, Inc  
1341 Elmwood Avenue  
Cranston, Rhode Island 02910



## CUMBERLAND FD STATION 5 LED LIGHTING

### Financial Summary

Total Project Cost	\$	17,126
UPSTREAM Incentives	\$	(143)
Estimated Electric Incentive	\$	(4,340)
Customer Net Cost	\$	12,643
Estimated Energy Cost Savings Annually	\$	2,743
Estimated Maintenance Savings	\$	500
Return on Investment (ROI)		26%
Simple Payback in Years		3.9

### Energy Savings

kW Reduction	kWh Reduction
2.70	13,064

### Pollution Savings

CO2 Reduction (lbs)	NOx Reduction (lbs)	SO2 Reduction (lbs)
12,542	3.3	0.4

Customer Net Cost After Incentives	\$	12,643.12
Monthly Payment for 36 Months	\$	351.20
Monthly Energy Savings	\$	228.62
Relative Cost for 36 Months	\$	122.57

## REPLACEMENT LIGHTING COST SUMMARY

LOCATION	COST OF PROJECT	MONTHLY PAYMENT (36 MONTHS)	MONTHLY ENERGY SAVINGS	RELATIVE MONTHLY COST (36 MONTHS)	TOTAL NET COST OF PROJECT
Station 1	\$ 14,750.13	\$ 409.76	\$ 321.58	\$ 88.18	\$ 3,174.48
Station 2	\$ 4,365.00	\$ 121.25	\$ 68.50	\$ 52.75	\$ 1,899.00
Station 4	\$ 22,702.26	\$ 630.62	\$ 394.42	\$ 236.20	\$ 8,503.20
Station 5	<u>\$ 12,643.12</u>	<u>\$ 351.20</u>	<u>\$ 228.62</u>	<u>\$ 122.58</u>	<u>\$ 4,412.88</u>
<b>TOTAL COST OF PROJECT</b>	<b>\$ 54,460.51</b>	<b>\$ 1,512.83</b>	<b>\$ 1,013.12</b>	<b>\$ 499.71</b>	<b>\$ 17,989.56</b>